

2009 Pacific City/Woods CPAC Survey Complete Results - March 15, 2010

Survey Committee

George Baumgartner , Carolyn McVicker, Bud Miller, Doug Olson, Anne Price, Ielean Rouse, Rob Royster,
Gloria Scullin, Barbara Taylor

Survey – Process Overview

▶ Purpose

- ▶ The County Planning Department requires the Community Comprehensive Plans to be updated every 10 years.
- ▶ PC/Woods current Comprehensive Plan is 10+ years old – it was adopted in 1999.
- ▶ A survey is the first step in updating the Community Comprehensive Plan.

▶ Process

- ▶ In 2007/2008 CPAC formed a Community Plan Review Committee
- ▶ Committee met monthly to discuss survey design
- ▶ After 6 months an acceptable design was “pre-tested” with volunteers
- ▶ A computer based survey software, “Survey Monkey”, was chosen as the primary method of data collection. Respondents were asked to answer questions on line.
- ▶ Distribution - Committee felt strongly that opinions were needed from a diverse population within the community boundary including those not owning property in the area.
 - ▶ Link to “Survey Monkey” sent to 200+ PC/Woods CPAC Members
 - ▶ Notices were sent out with link information in the PCJWSA newsletter – February, 2009 – with a postcard that could be sent out if hard copy was needed – Mailing represented approximately 1300 connections
 - ▶ Surveys distributed to all employers in Pacific City/Woods and residential trailer park management
 - ▶ Surveys were made available to all residents at the Oregon Coast Bank, Library, Kiawanda Community Center and PCJWSA offices
 - ▶ Announcement was placed in the Pacific City Sun encouraging people to complete the survey

Survey – Design

▶ Survey Design

- ▶ Survey began with the same questions used in the 1996 survey
 - ▶ Question #1, I like to live in PC/Woods because it.....; Question #2, In the future I would like to see PC/Woods have ...; Question 3 – Pacific City/Woods should Demographic Questions #13-17 – asking residency status, property ownership, etc.
 - ▶ Question #3 Originally had 11 items to rate – this was expanded and 15 more items were added.
- ▶ A total of 26 questions were on the survey (noted on pages 48-50 in the Appendix)
 - ▶ 5 questions were related to demographics of respondents
 - ▶ 8 questions involved rating an opinion on 127 different items
 - (Strongly agree, agree, disagree, strongly disagree, no opinion)
 - ▶ 3 questions involved 27 different utilization items (often, some, never)
 - ▶ 6 questions asked for 22 different choice items (yes, no)
 - ▶ 4 questions were strictly open-ended – that is respondents could write in their own opinion and comments. Six of the questions noted above provided an opportunity to add comments
- ▶ Items covered in the survey included
 - ▶ Why respondents live in the area, what should Pacific City/Woods have, what is the vision for Pacific City, what are the concerns
 - ▶ Specific information related to lighting, signage, roads, short term rentals, development and growth, security, natural resources, commercial services, local events and more

Survey – Outcome

▶ Number of Survey Respondents

- ▶ A total of 242 surveys were completed
- ▶ Approximately 90% (227) answered the majority of questions
- ▶ Respondents using “Survey Monkey” were required to answer each question until the open-ended questions

▶ Open Ended Questions

- ▶ Many respondents took the time to provide meaningful comments, ideas and opinions.
- ▶ On the 10 questions that required an opinion or comment, participants provided 785 responses.
- ▶ Questions 6, 10, 18, 19, 21, 22 provided opportunities for comments and opinions
- ▶ Questions 23, 24, 25, and 26 were open-ended questions where respondents could write their own comments and opinions.

Survey – Analysis

- ▶ **Question requiring respondents to rate an issue:**
 - ▶ For the 2009 questions a bar graph reflecting the number of responses for each rating is used to show the frequency and strength of the answers.
 - ▶ Strongly agree and agree are in shades of blue, Disagree, strongly disagree are in shades of red and No Opinion is in green)
 - ▶ For those questions repeated from 1996, a comparison is provided. It is based on the weighted average of the ratings in both surveys. Strongly agree = 5, agree=4, disagree=3, strongly disagree=2, no opinion or neutral (1996 survey) = 1.
 - ▶ Any average with an average of 3.0+ is considered favorable. This is marked with a green line on the comparison bar charts
- ▶ **Questions asking for a simple choice**
 - ▶ Primarily the demographic questions.
 - ▶ Shown just as a percentage in simple bar graph
- ▶ **Open-ended questions and comments**
 - ▶ Comments were grouped by subject based on key words in the response. i.e. walking/paths, better roads, protect environment, etc.
 - ▶ Comments were tallied and total count was graphed in simple bar charts.



Demographics of Survey Participants



Residency & Property Ownership – Comparison

(q12,13,14,16)

▶ **Residency** (q13): A slightly larger percentage of respondents were full-time residents as compared to the 1996 survey.

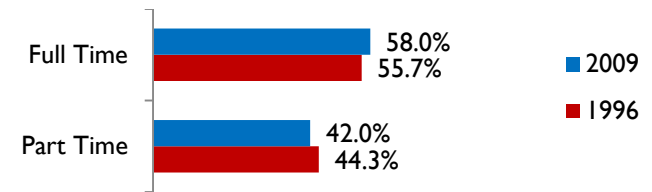
▶ **Property Ownership** (q14): More residents not owning property participated in the survey in 2009, This is reflected in the lower percentage of property owners of 86% vs 99% in 1996.

▶ **Short term rentals** (q12): New question in 2009 - 92% of property owners taking survey do not use property for short term rentals

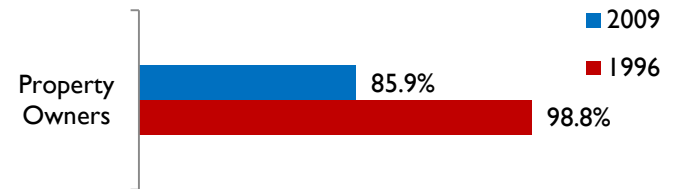
▶ **Number of people in household** (q16): In comparison to 1996, survey respondents come from smaller households. 19% of respondents are in one (1) person households as compared to 12% in 1996.

▶ The number of respondents from 2-3 person households in 2009 was 69% as compared to 75% in 1996.

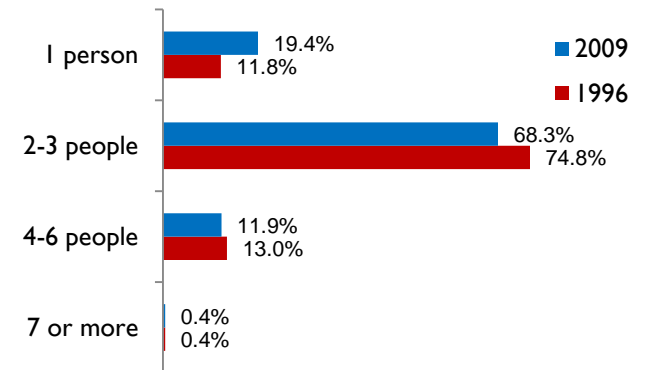
Residency



Property Ownership



No. in Household

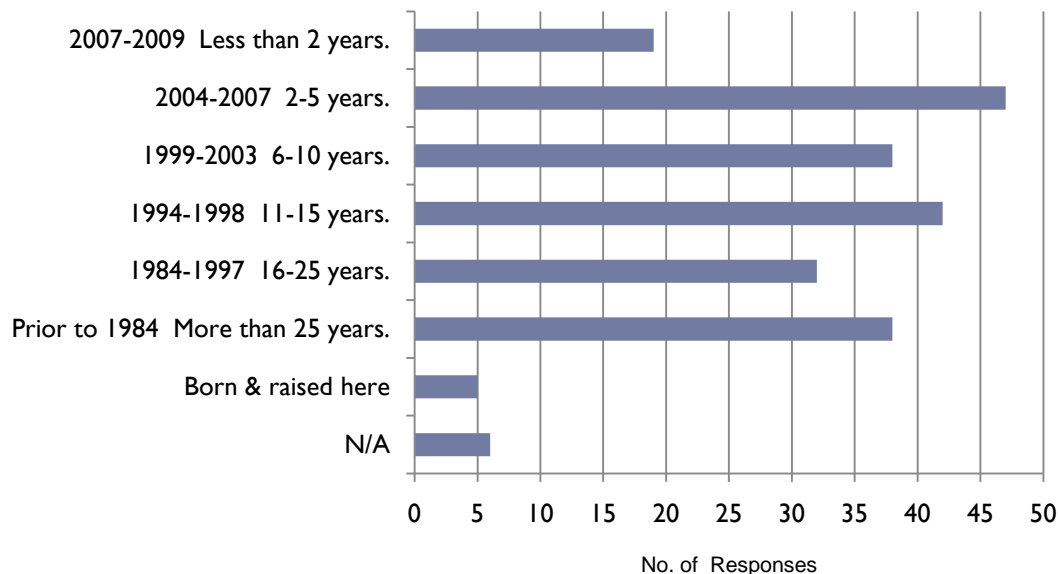


Length of Time in Pacific City/Woods

(q15)

- ▶ Approximately 46% of the survey respondents indicate they have resided in PC/Woods for 10 years or less.
- ▶ These people did not participate in the survey 13 years ago in 1996
 - ▶ 29% - Less than 5 years (2004-2009)
 - ▶ 17% - 6 to 10 years (1999-2003)
 - ▶ 19% - 11-15 years (1994-1998)
 - ▶ 31% - Greater than 15 years (Pre 1993)

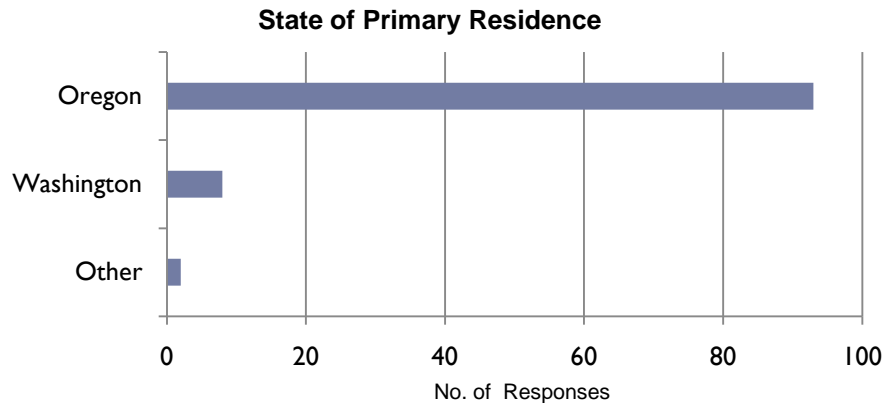
2009 Length of Time in Pacific City/Woods



Place of Residence

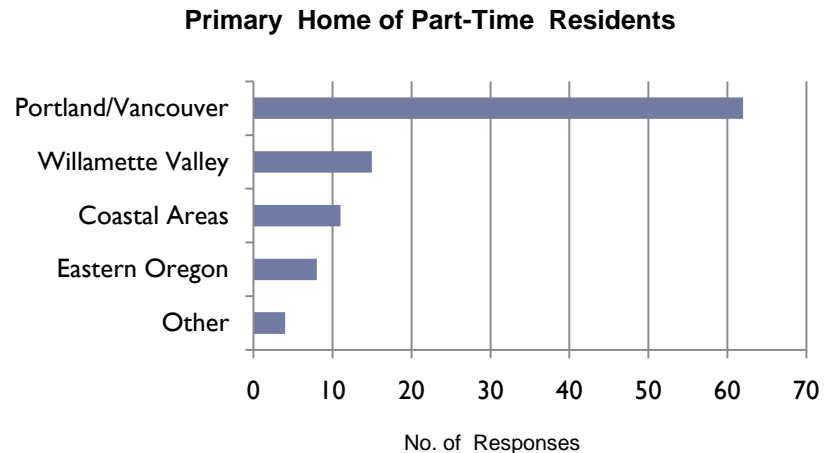
(q17)

The majority of the survey participants are from Oregon. Part-time residents taking the survey have primary homes mainly in the Portland/Vancouver area.



▶ 96% of the participants in the survey are primarily from Oregon reflecting the high full-time resident rate of 54%

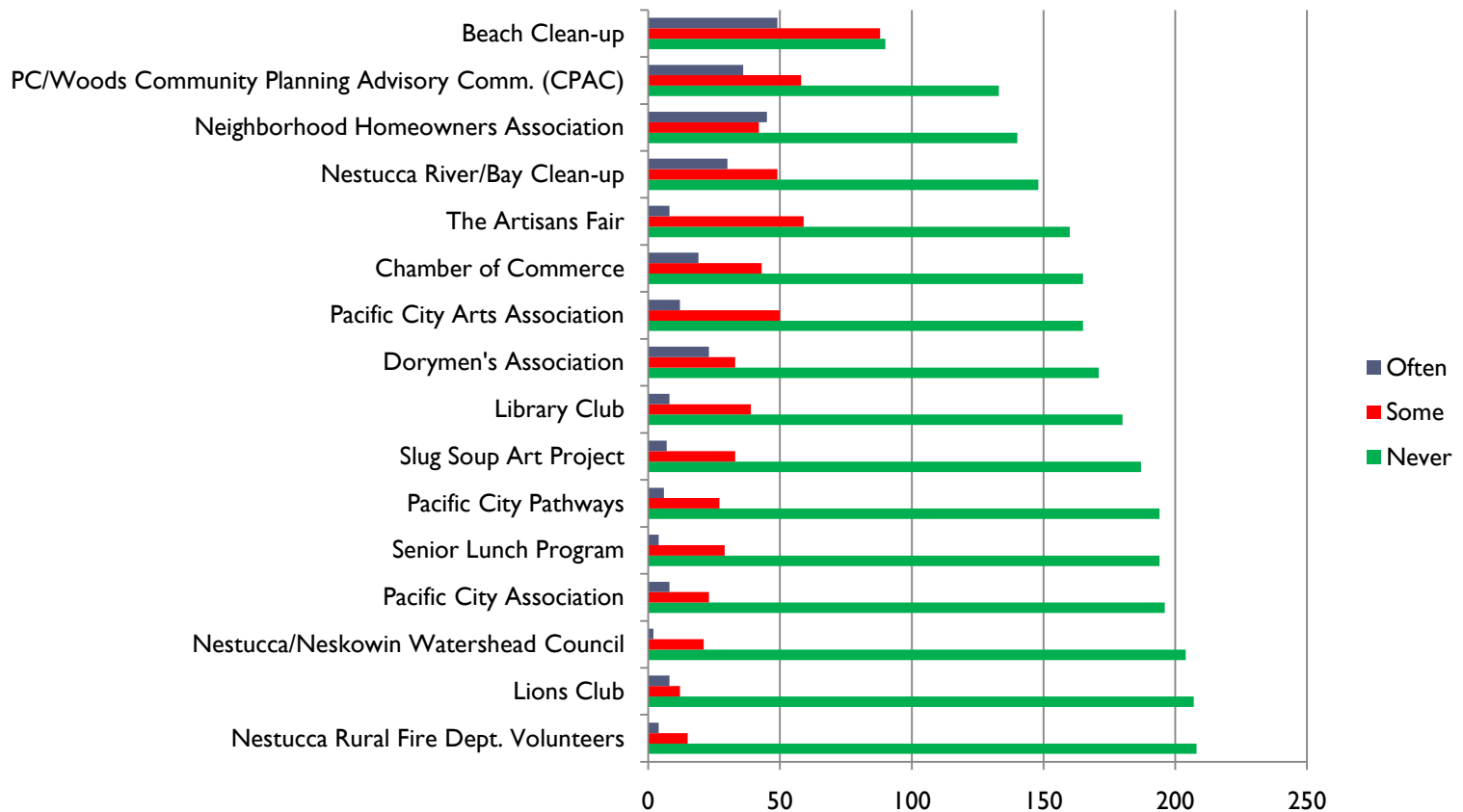
- Of the 39% part-time residents 62% have their primary homes in the Portland/Vancouver area.



Involvement Community Groups

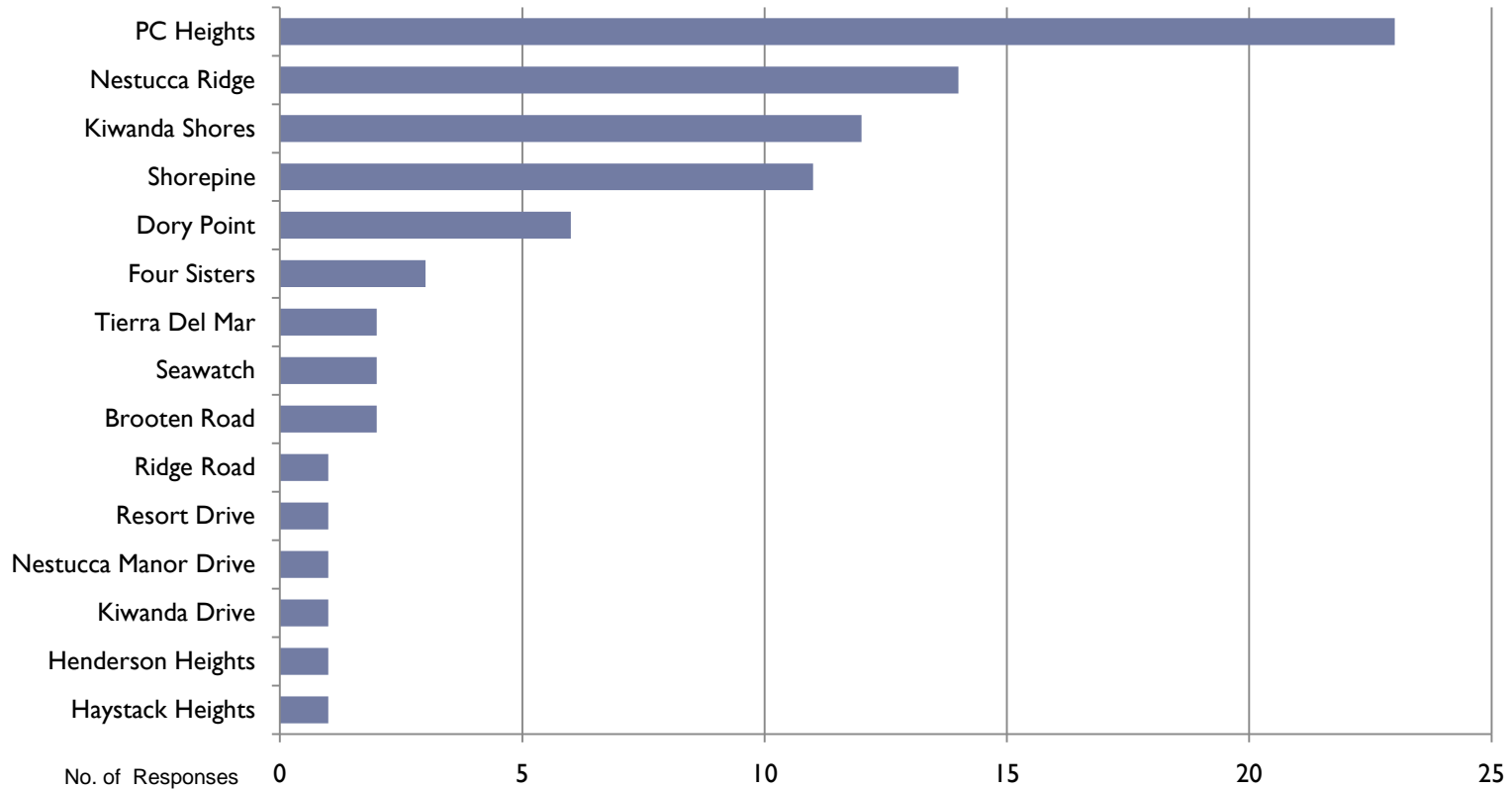
(q20)

Community Groups with the highest participation are the Beach Clean and River/Bay Clean-Up, Community Planning Advisory Committee (CPAC), neighborhood and homeowner associations. Survey takers had limited participation in many of the groups.



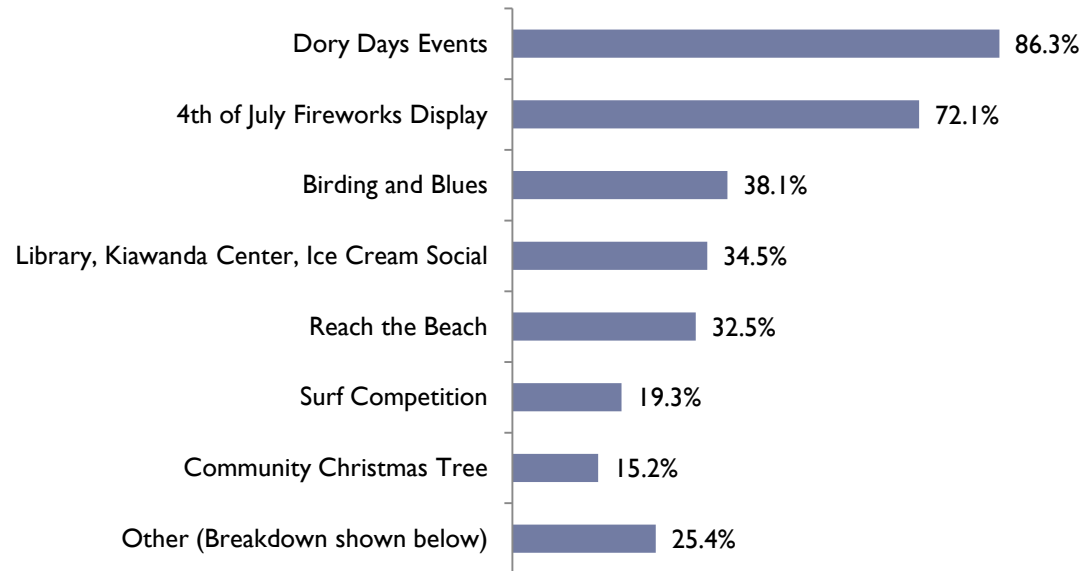
Involvement in Neighborhood & Homeowner Associations (q20)

About 80 participants or 30% of the total survey takers belong to neighborhood or homeowner associations – the majority 66 or 83% belong to five associations: PC Heights, Nestucca Ridge, Kiwanda Shores, Shore Pine and Dory Point



Participation in Community Events

(q18)



Other (25% of responses)

- Art - PCA-PCAA Activities
- Kiawanda Community Center Activities
- Beach/River Clean Up
- Clubs/Organizations
- Holidays
- Peace & Quiet
- Work
- Sports/Fishing
- Food

Most frequented community events include the July activities of Dory Days and Fireworks.



Other Community Events Desired

(q19)

▶ Approximately 50 respondents to this open-ended question listed additional events they would like to see in the future.

▶ The majority emphasized Community and Family Activities.

▶ Art/Music and Sports and recreation activities were also noted. Some respondents felt that PC/Woods had enough.

COMMUNITY / FAMILY

- Activities at Camp Wi-Ne-Ma
- Activities that interface with high school
- Carnival
- City garage sales
- Community BBQ
- Community Clean Up
- Cook-Offs/Food Events/Chowder cook-offs
- Dory Boat Races
- Easter Treasure hunt
- Family Events
- Farmers Market
- Fund Raisers
- Kite Festival
- Larger Dory Days
- Neighborhood parties
- Octoberfest/Fall Festival
- Old Car Shows
- Open Swimming Pool
- Out-door movies
- Picnics/ beach activities
- Sand Castle contests
- Senior Citizen Events
- Sustainable Living workshops
- Walks
- Wine Tasting

ARTS/MUSIC

- More Art shows
- Concerts
- Theater
- Music Festivals
- Live Bands
- County Music

SPORTS/RECREATION

- More fishing
- Pentathlon runs/races
- Volleyball
- Restore salmon hatchery

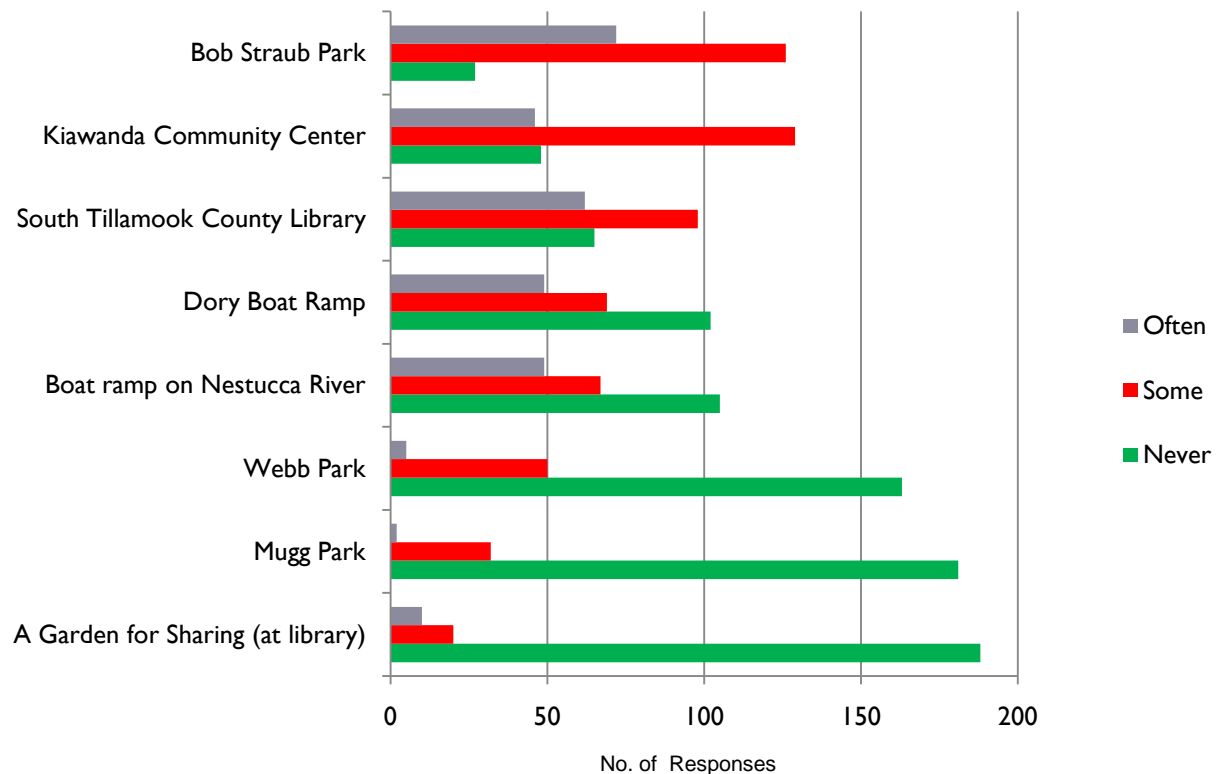
OTHER

- Enough activities now
- Peace & Quiet
- Stop Reach the Beach
- No more bicycles
- No more tourists
- Enough is enough
- Don't add to problem

Use of Current Public Facilities

(q21)

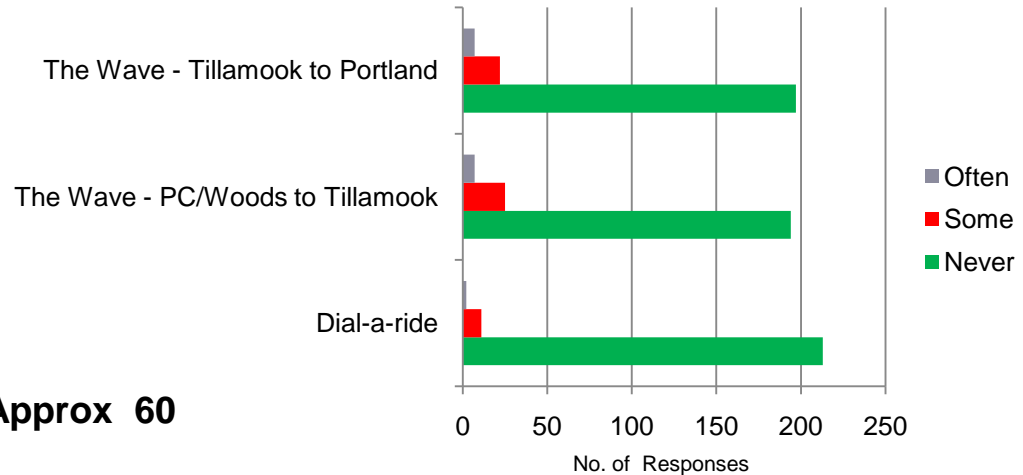
- ▶ The most popular public facilities in PC/Woods used by survey respondents include Bob Straub Park, Kiawanda Community Center and the Library.
- ▶ Written responses also emphasized the use of the areas beaches and boat ramps.



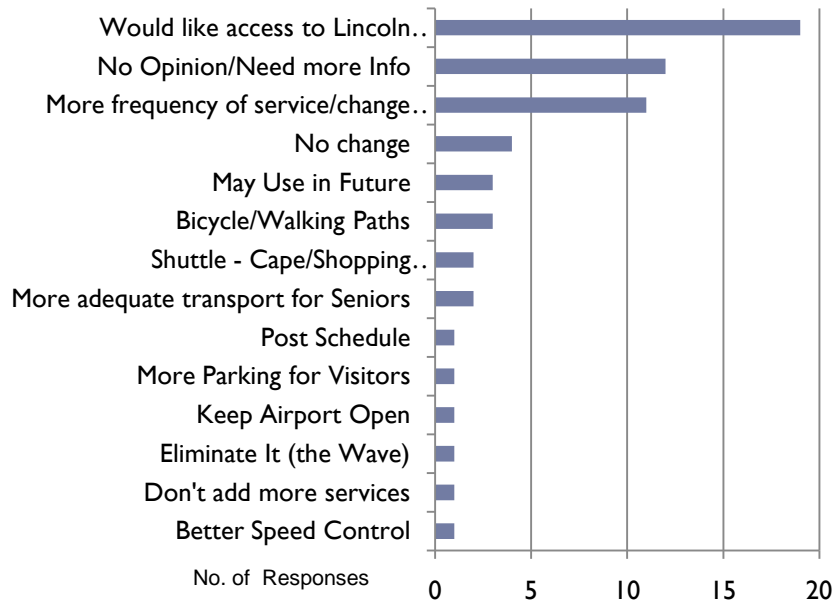
Transportation Use

(q22)

- ▶ Of 226 responses, the majority of survey takers do not use public transportation



Other Comments - Approx 60

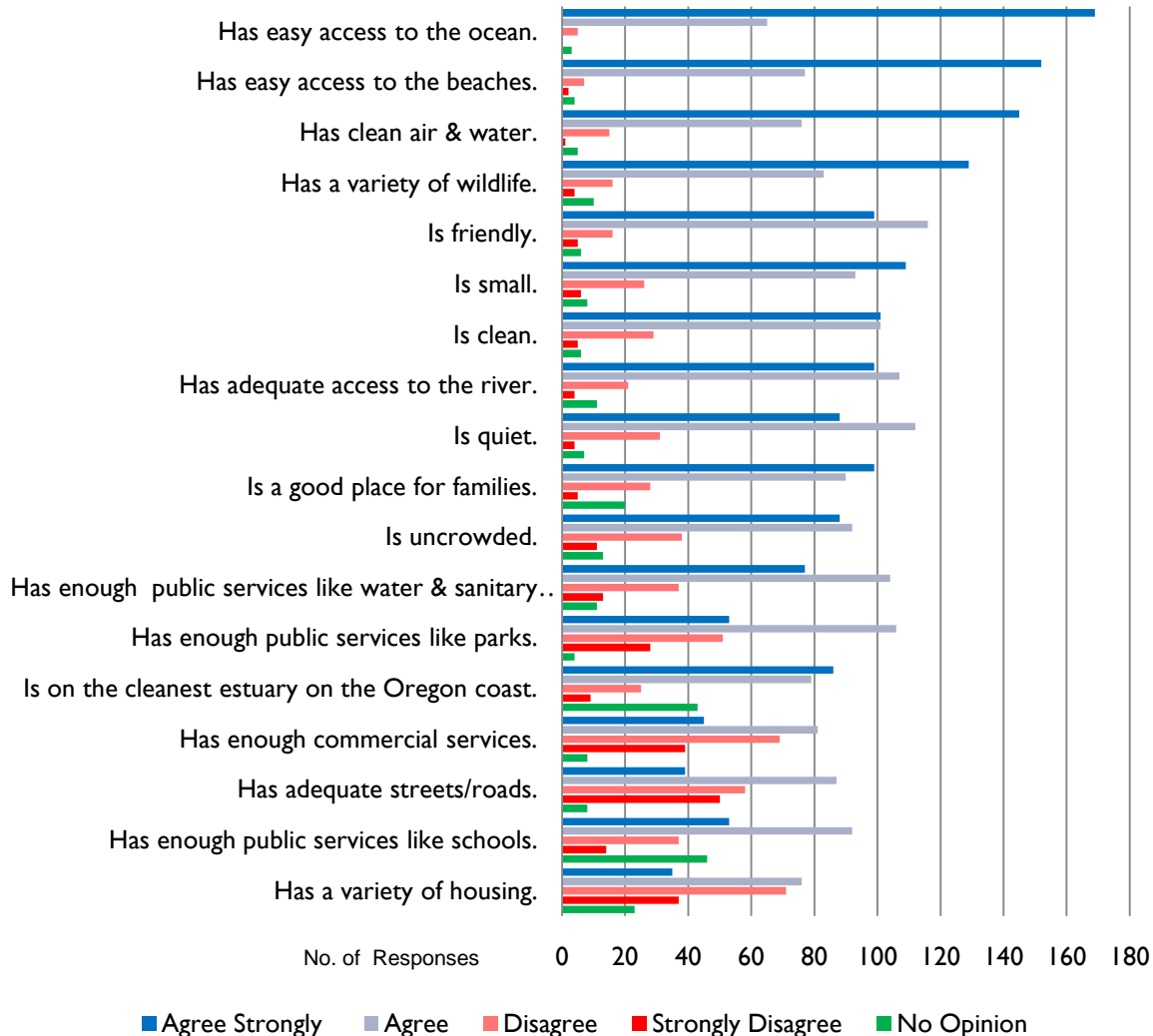


- ▶ A number of folks taking the survey would like service to be expanded to Otis/Lincoln City and one suggested service to Salem.
- ▶ Schedule changes and increased frequency of runs were suggested.
- ▶ Others had no opinion on transportation or needed additional information



I like to live in Pacific City because it.....

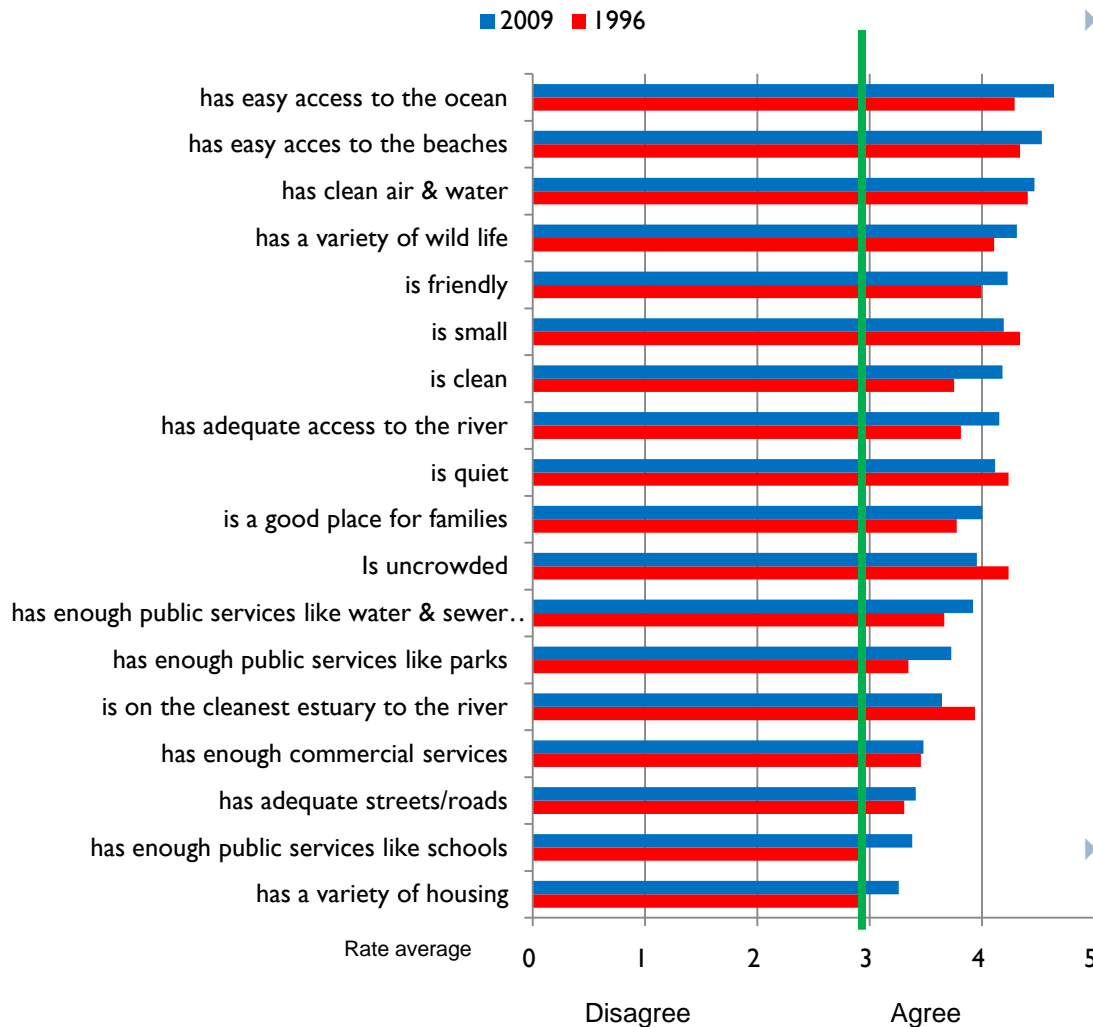
(q1)



- ▶ Most folks agreed that they like Pacific City best for.....
 - ▶ Ocean/Beach access
 - ▶ Good Environment
 - ▶ Natural Resources
 - ▶ Small size
 - ▶ Cleanliness
 - ▶ Quietness
 - ▶ Not crowded
- ▶ Some folks thought there was not enough....
 - ▶ Public Services
 - ▶ Adequate roads
 - ▶ Commercial services
 - ▶ Diversified housing



Comparison 2009 to 1996 Survey - I like to live in Pacific City because it ... (q1)



▶ Respondents have not deviated much on their opinions regarding why they like to live in Pacific City

▶ Comparison is based on the weighted average of the participant ratings.

▶ A 3+ weighted average of the ratings denotes a higher level of agreement, while anything below 3 indicates disagreement.

▶ Green line is equal to an average of 3.0. If average is less than 3 (rating does not touch the green line) - more folks disagree. If average is greater than 3 (rating goes beyond line) more folks agree.

Note: ratings used in surveys

- ▶ 5 – strongly agree
- ▶ 4 – agree
- ▶ 3 – disagree
- ▶ 2 – strongly disagree
- ▶ 1 – no opinion or neutral





Wish List



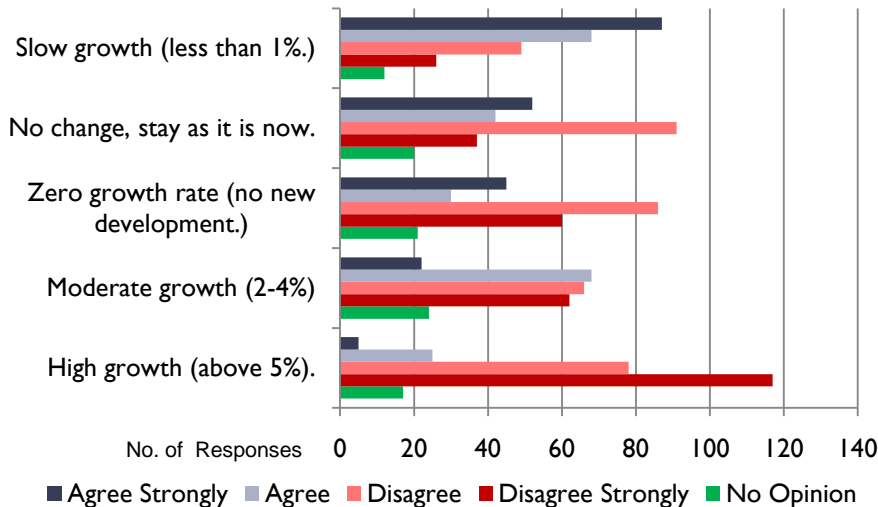
2009 Survey - In the future I would like to see.....

(q2)

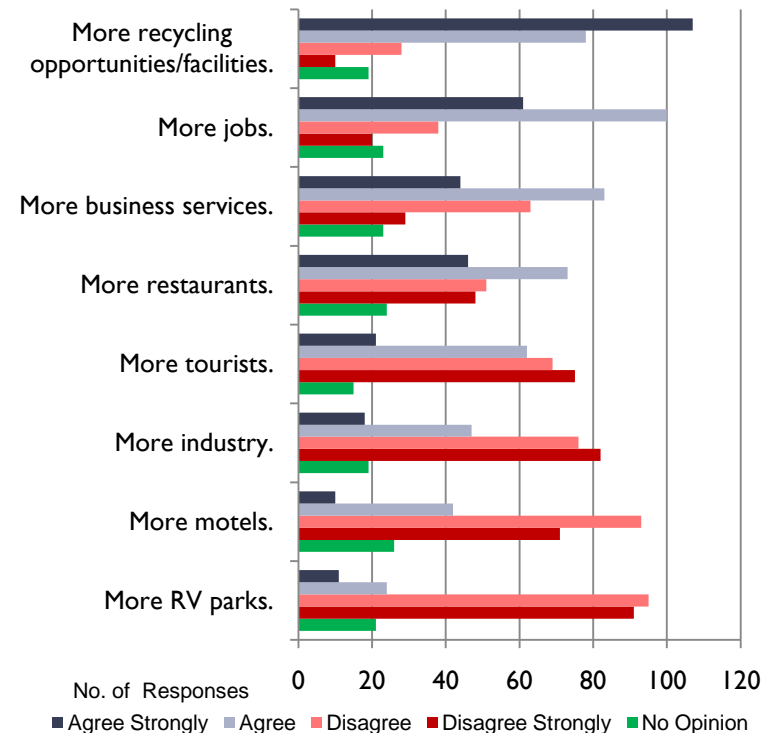
- ▶ Slow growth – and preference for keeping things as they are now.

- ▶ A better economic environment with more, jobs, businesses and green commercial enterprises.

Growth



Economic/Commercial Development

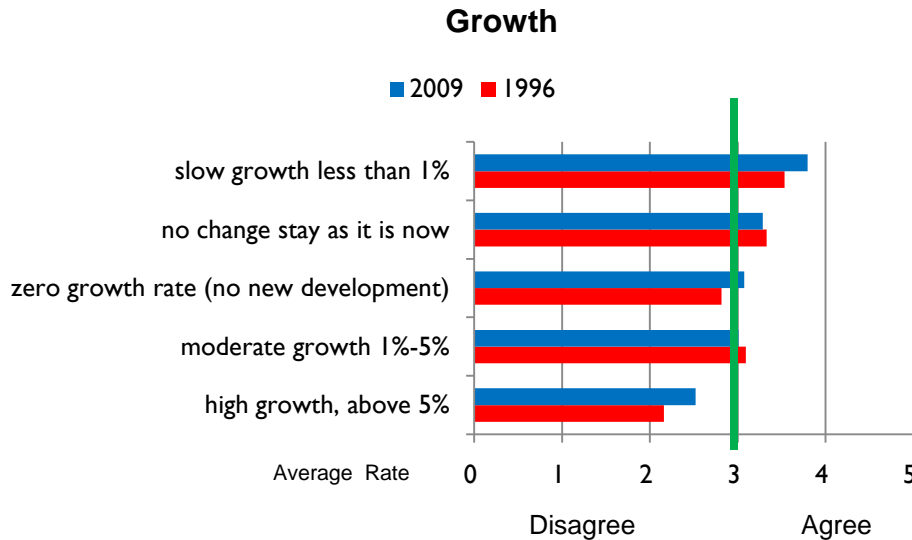


Comparison 2009-1996 In the future I would like to see

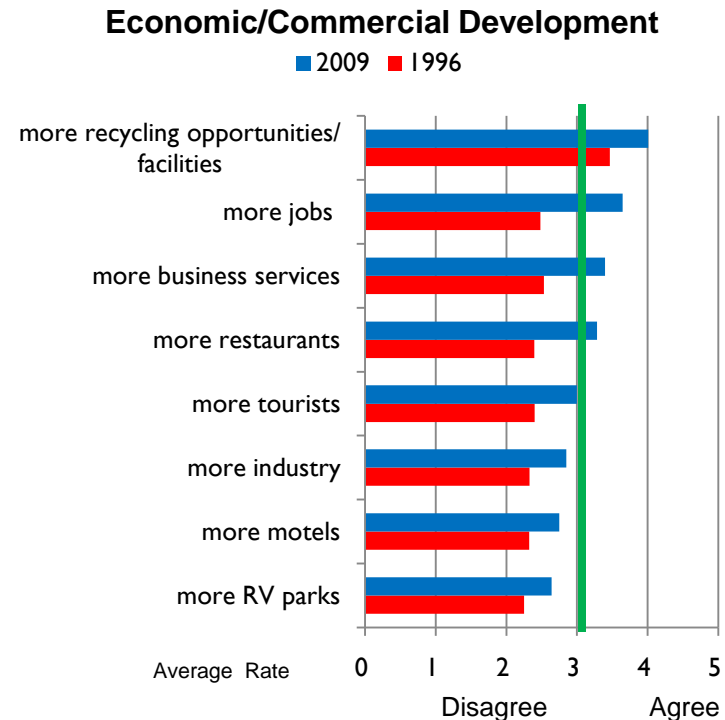
(q2)

- ▶ **Growth** - opinion has not changed much since 1996.

- ▶ **Commercial Development** - Overall in 2009, commercial development was more highly rated than in previous survey.



Green line is equal to an average of 3.0

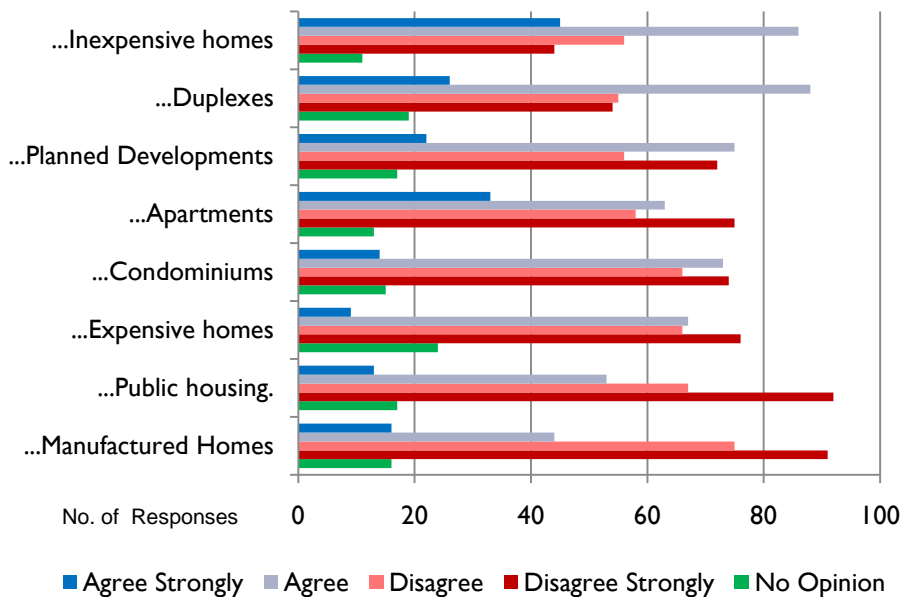


2009 Survey In the future I would like to see.....

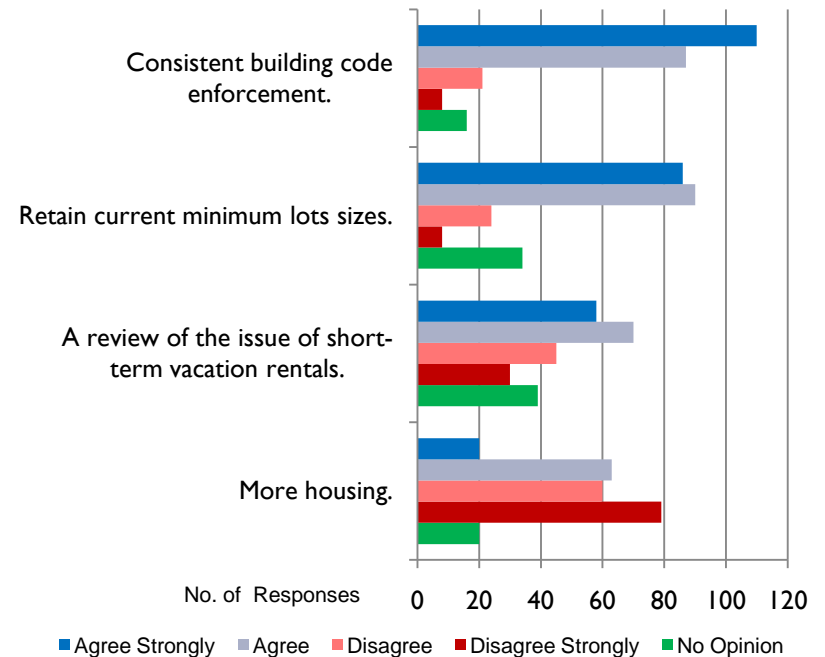
(q2)

- ▶ More varied affordable housing.
- ▶ Apartments, planned developments and condominiums
- ▶ No public housing and manufactured homes..
- ▶ Stronger enforcement of building codes in the community including retaining current lot sizes.

Diverse Housing Options



Development Preferences

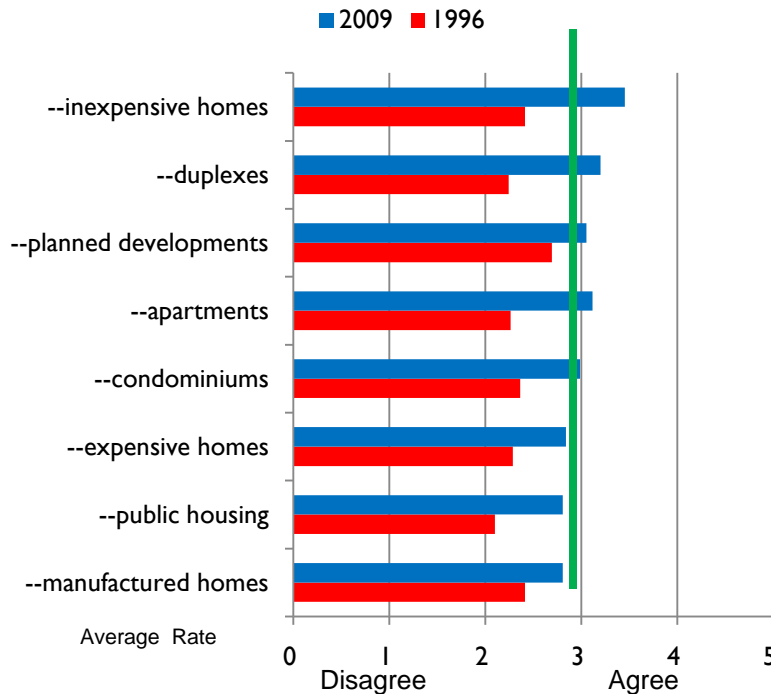


Comparison 2009-1996 In the future I would like to see (q2)

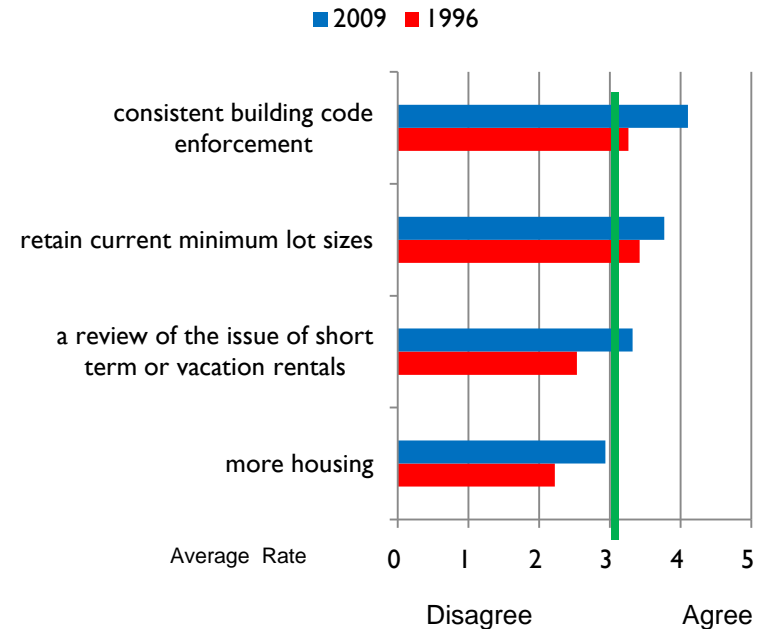
- ▶ **Diverse Housing Options:** Overall higher ratings – In 2009 more agree on the need for diversified housing – inexpensive homes, duplexes

- ▶ **Development Preferences:** Higher rating for consistent building codes, retaining minimum lot sizing and review of short term vacation rentals.

Diverse Housing Options



Development Preferences



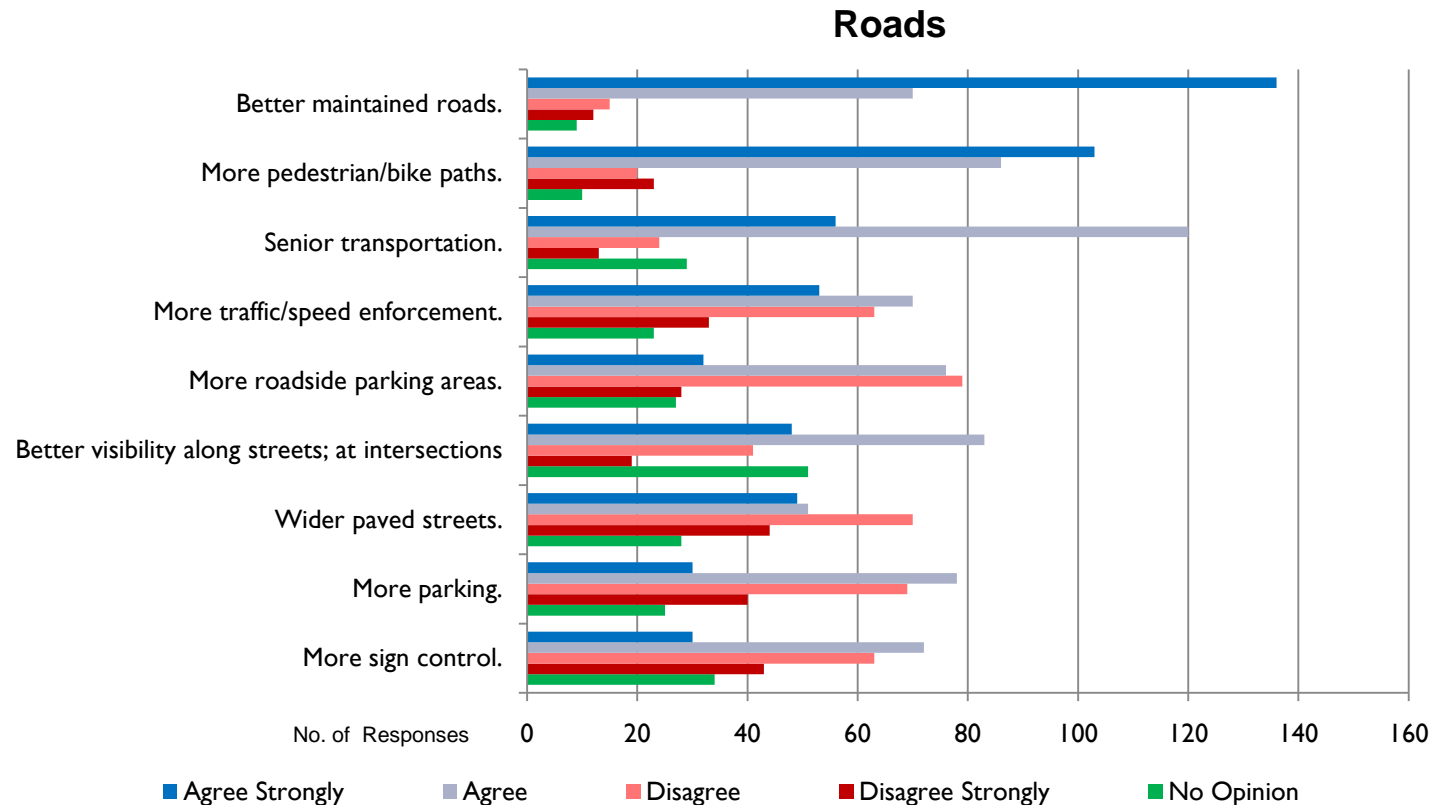
Green line is equal to an average of 3.0



2009 Survey - In the future I would like to see.....

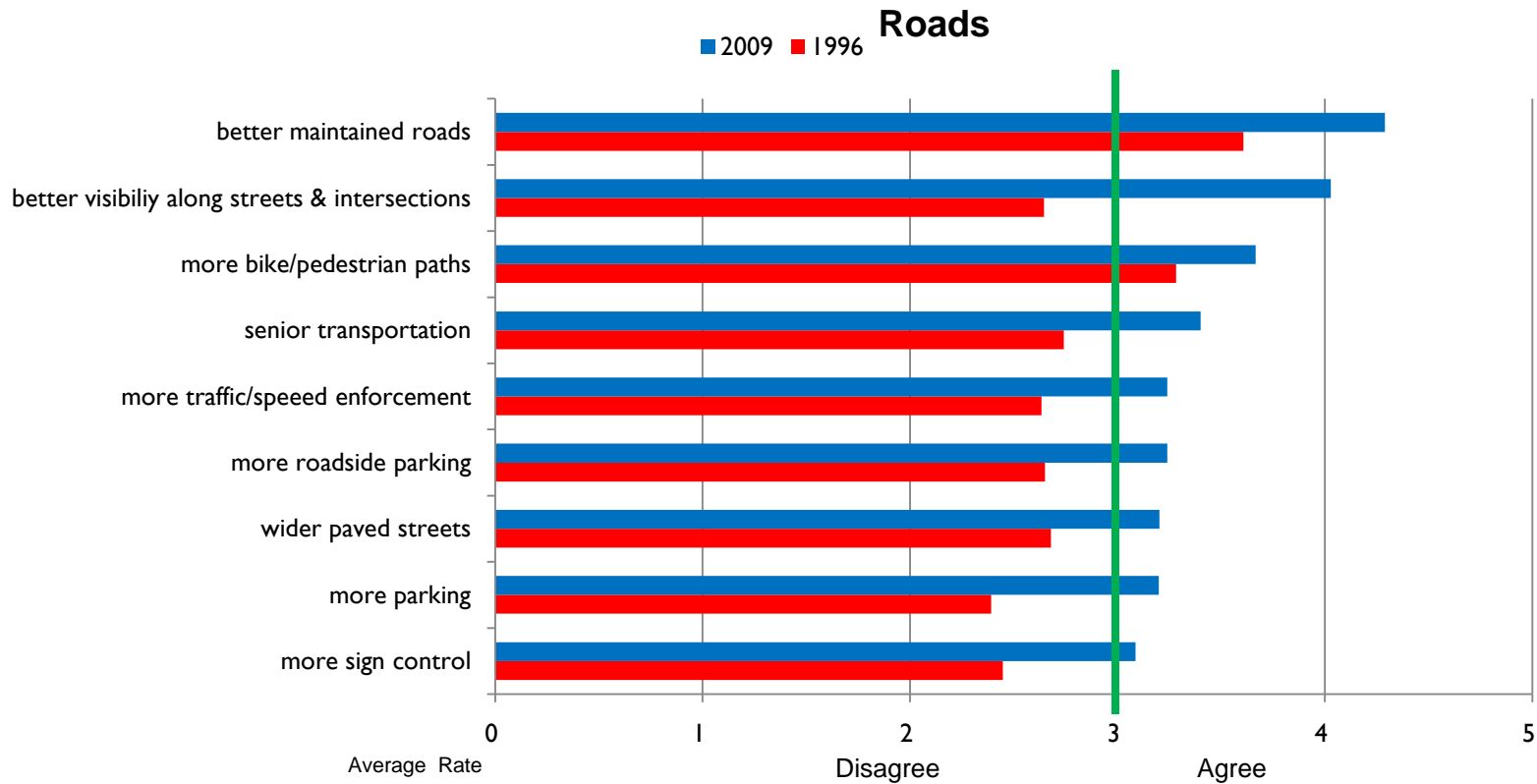
(q2)

- ▶ Better maintained roads, more pedestrian and bike paths and increased senior transportation



Comparison 2009-1996 - In the future I would like to see..... (q2)

- ▶ **Roads:** Significantly higher average ratings of 3 or greater indicating that road conditions continue to be an issue in 2009.



Green line is equal to an average of 3.0



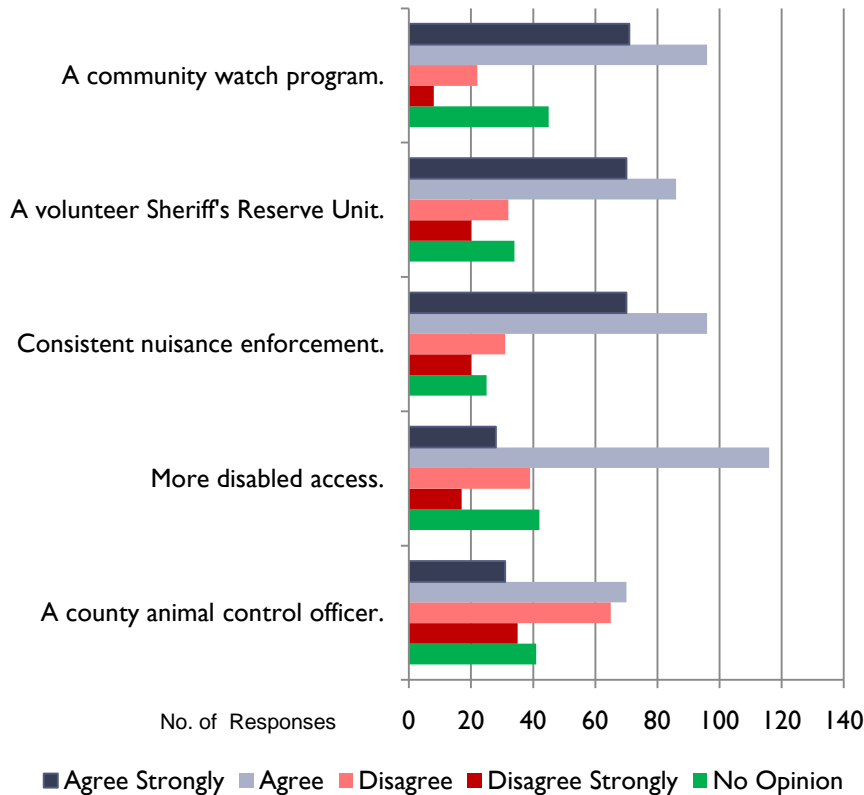
2009 Survey - In the future I would like to see.....

(q2)

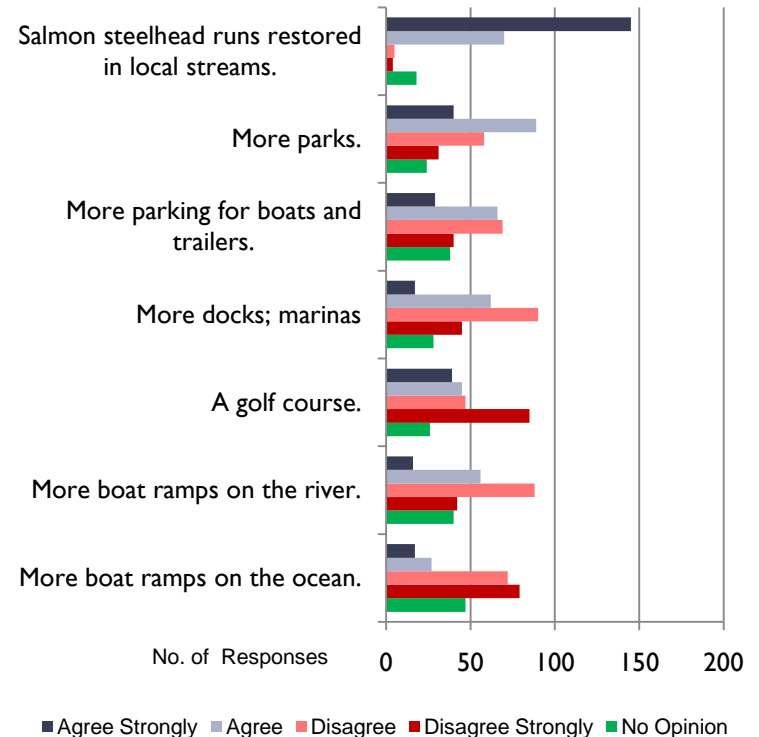
- ▶ A safer, more peaceful community

- ▶ Preservation of the areas natural resources and more parks are desired
- ▶ Some disagree on more boat ramps, docks and golf courses.

Safety



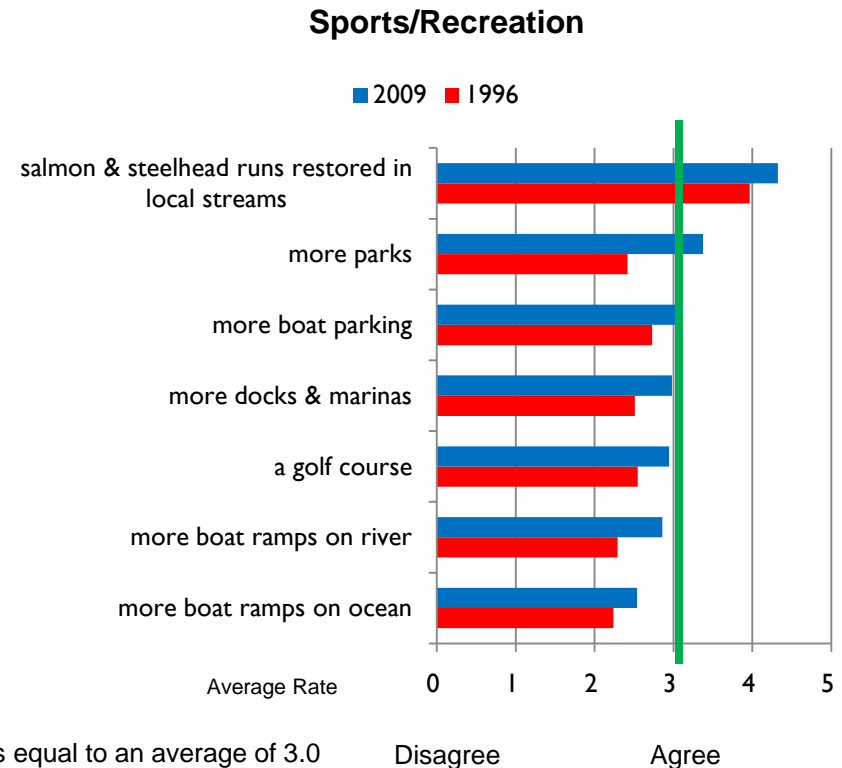
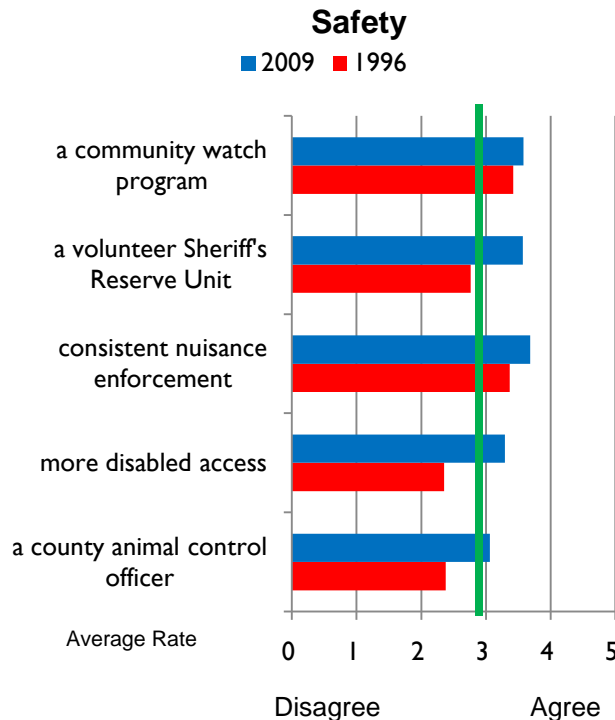
Sports/Recreation



Comparison 2009-1996 In the future I would like to see (q2)

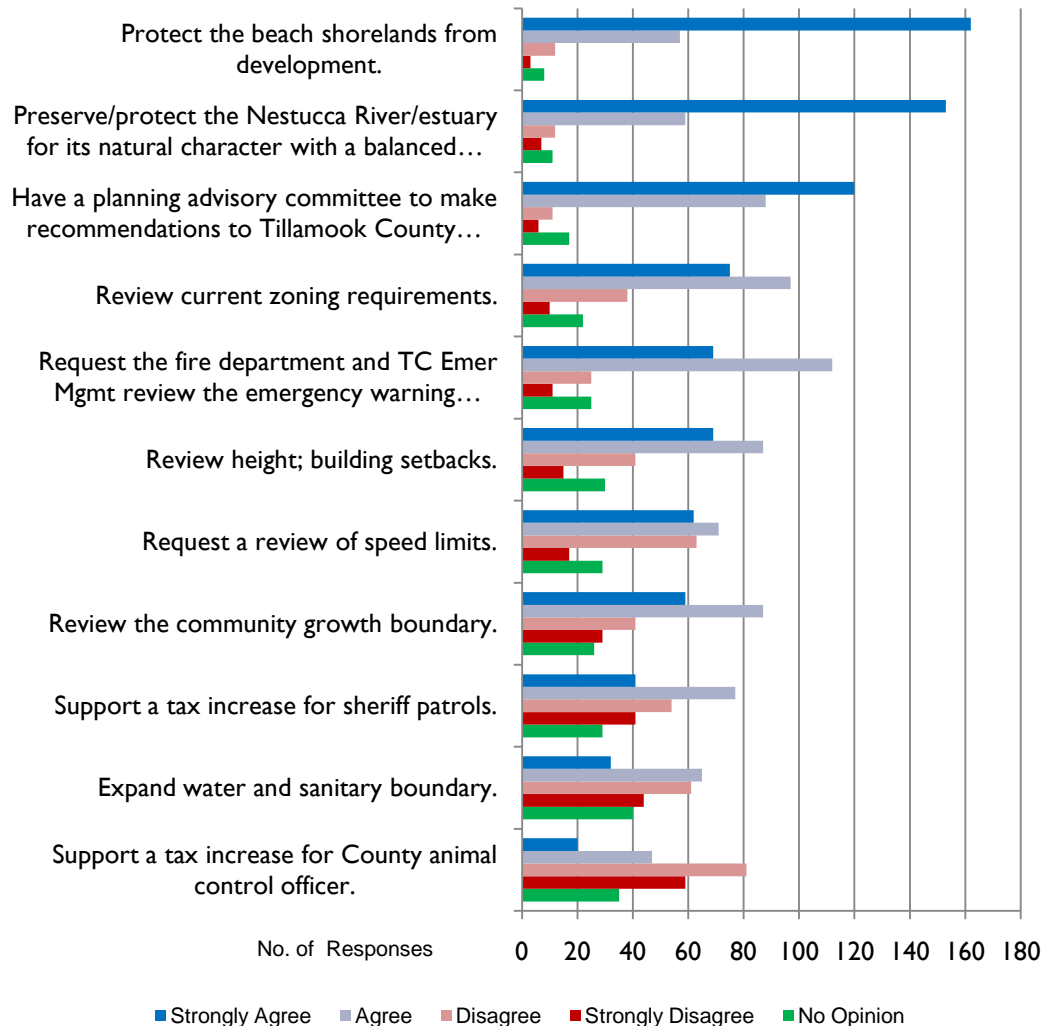
- ▶ **Safety:** More issues received an average rate of 3+ indicating that a safe community is a concern for survey respondents.

- ▶ **Sports/Recreation:** Similar results to the 1996 survey/
- ▶ Respondents continue to agree that salmon and steel head runs are important for the future of PC/Woods.



Pacific City/Woods should.....

(q3)

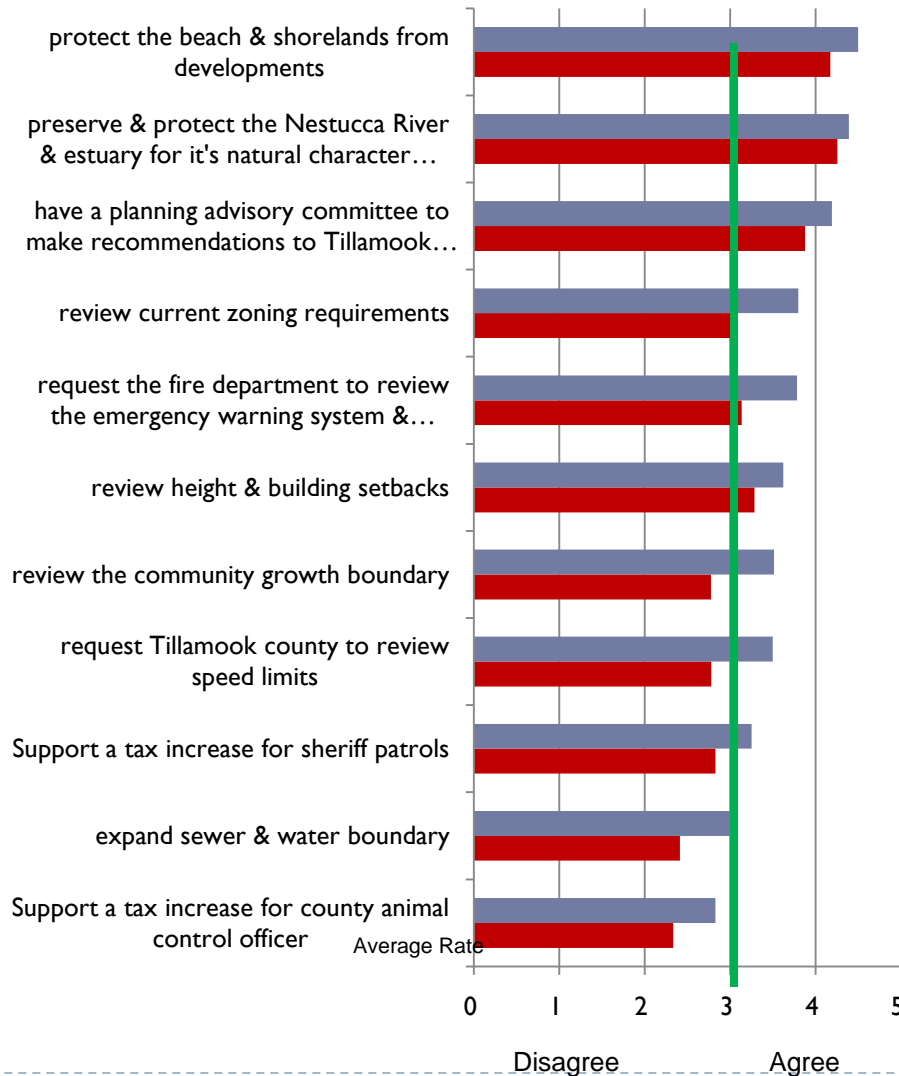


- ▶ Issues on this page are the same as listed in the 1996 survey....
- ▶ Issues most agreed on are
 - ▶ Protect beach/shore lands
 - ▶ Protect the Nestucca River & Estuary.
 - ▶ Have a planning advisory committee
 - ▶ Request review of emergency warning system
- ▶ Issues most disagreed with include...
 - ▶ Expanding water and sanitary boundary
 - ▶ Support increased taxes for animal control officer



Comparison 2009 to 1996 Pacific City/Woods should

(q3)

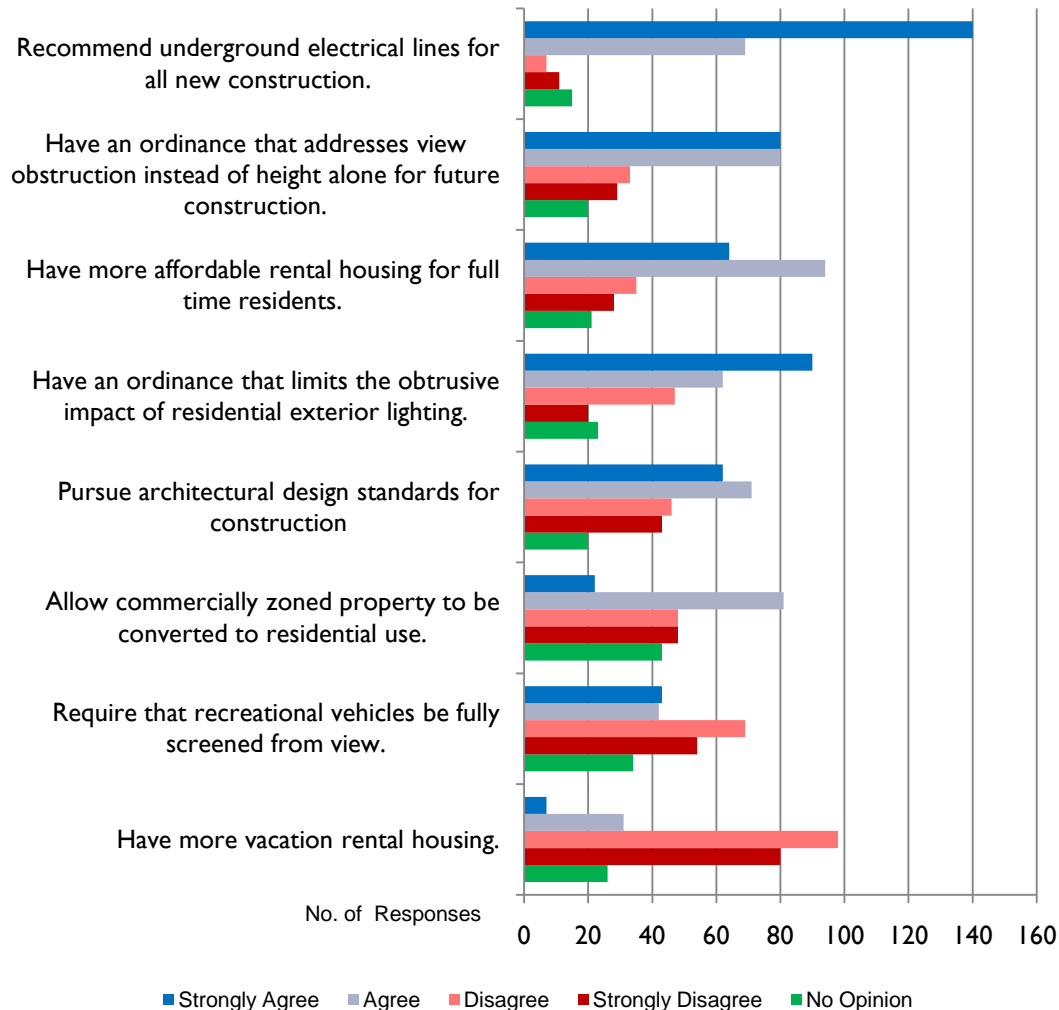


- ▶ The first eleven (11) issues of this question were also asked in the 1996. Overall – opinions were rated higher than in 2009 than 1996/
- ▶ Those increasing to a 3+ average rating in 2009 vs 1996
 - ▶ Current zoning requirements
 - ▶ Emergency warning systems and procedures
 - ▶ Height and building set backs
 - ▶ Community growth boundaries
 - ▶ Speed Limits
 - ▶ Support tax increase for sheriff patrols

Green line is equal to an average of 3.0

Pacific City/Woods should.....

(q3)

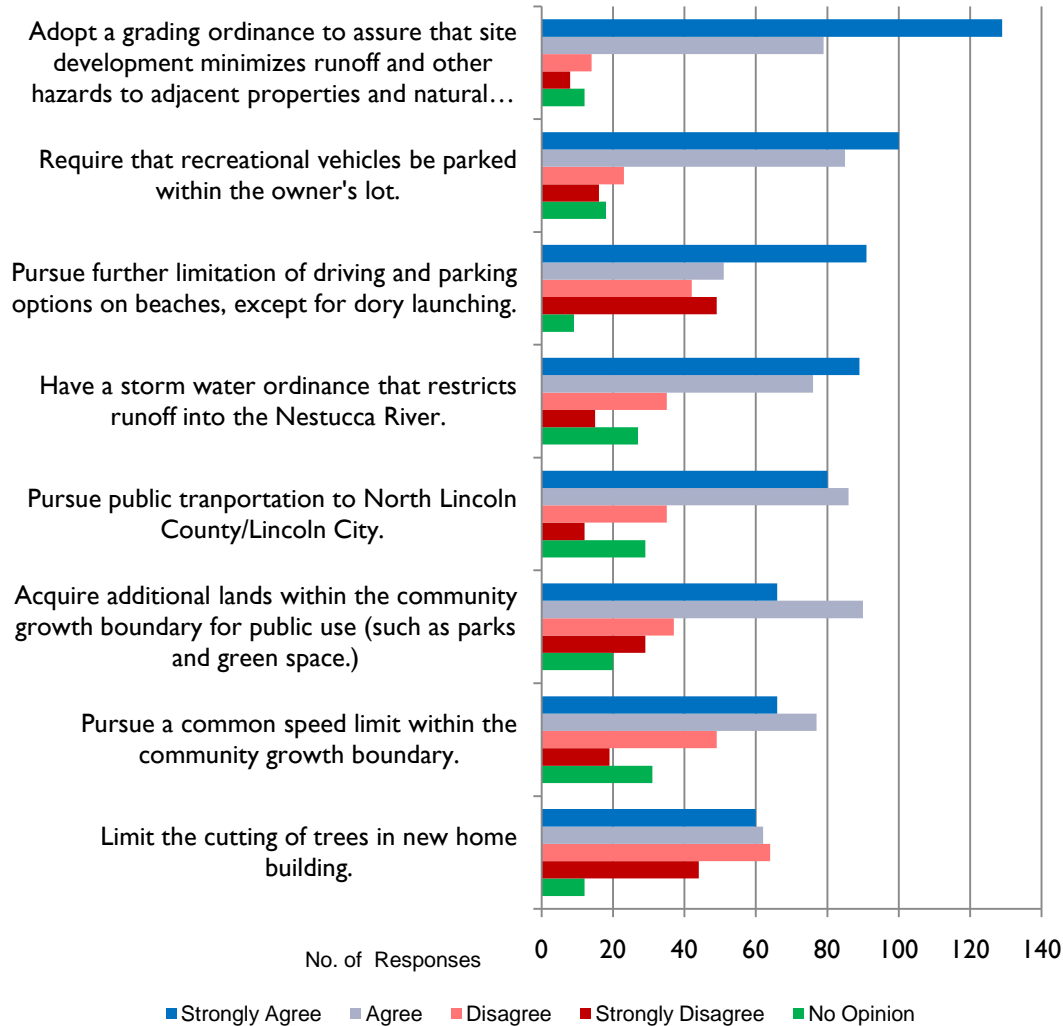


- ▶ Additional issues regarding development related items were added in the 2009 survey.
- ▶ Issues most agreed upon....
 - ▶ Underground utilities for new construction
 - ▶ Ordinance to limit exterior lighting.
 - ▶ Ordinance regarding storm water run-off
 - ▶ Ordinance that addresses view vs height.
- ▶ Issues most disagreed with include...
 - ▶ Require screening of recreational vehicles
 - ▶ Allow commercially zoned property for residential use
 - ▶ More vacation rental housing



Pacific City/Woods should.....

(q3)



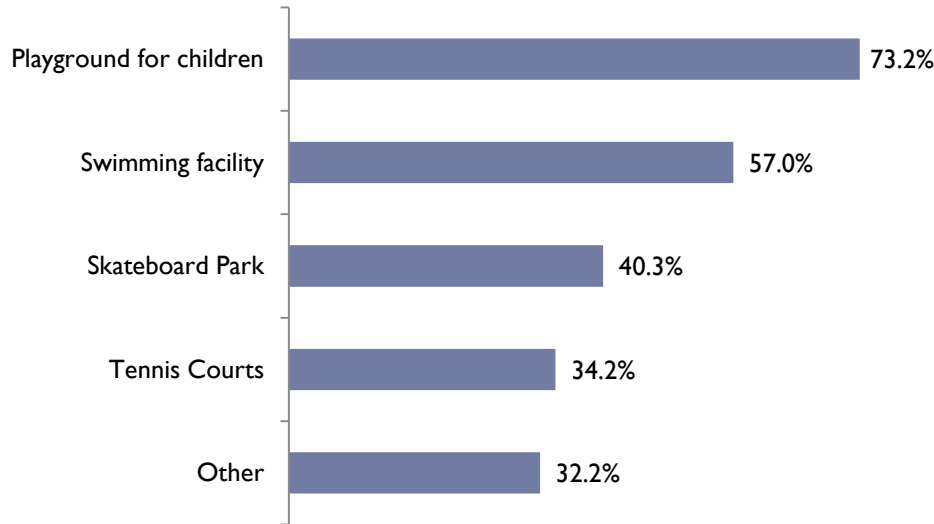
- ▶ Other issues involving roads and the environment were also added to the 2009 survey.
- ▶ Issues most agreed upon....
 - ▶ Adopt a grading ordinance regarding run-off to adjacent properties
 - ▶ Require RV's to be parked on owner's lots.
 - ▶ Pursue further limits of driving on beach
 - ▶ More public transportation to Lincoln County.
 - ▶ Common speed limit within community
- ▶ Issues most disagreed with include...
 - ▶ Limiting cutting trees in home building.



Facilities To Be Added to PC/Woods and/or South Tillamook

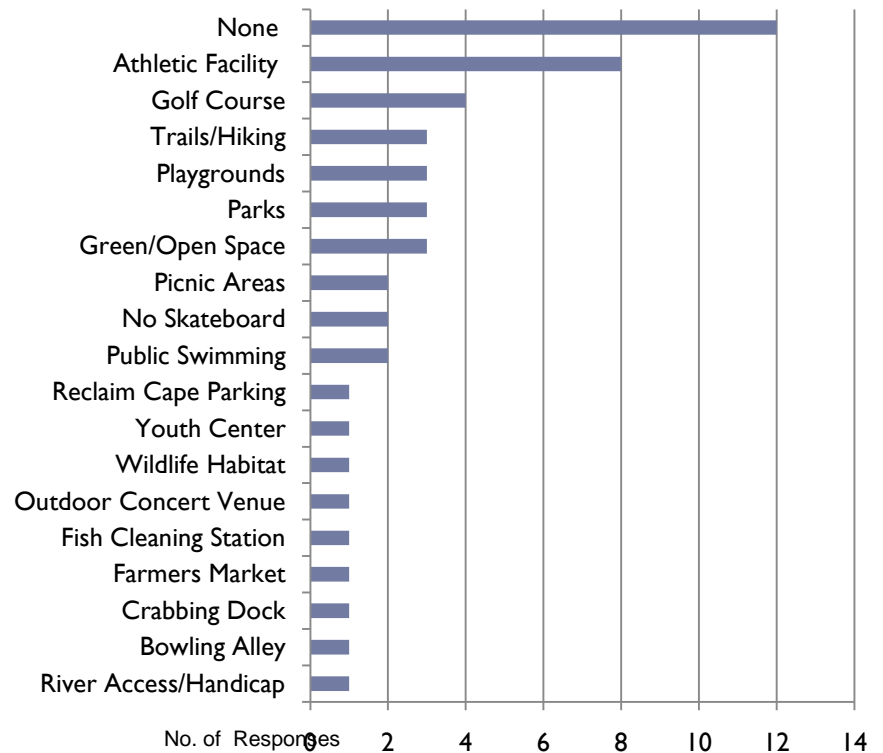
(q23)

Frequency of 149 Responses



- ▶ The majority of participants favor playground facilities and/or public swimming.
- ▶ These were also repeated in the 'other' comments.
- ▶ Note: 12 folks were against any additional facilities

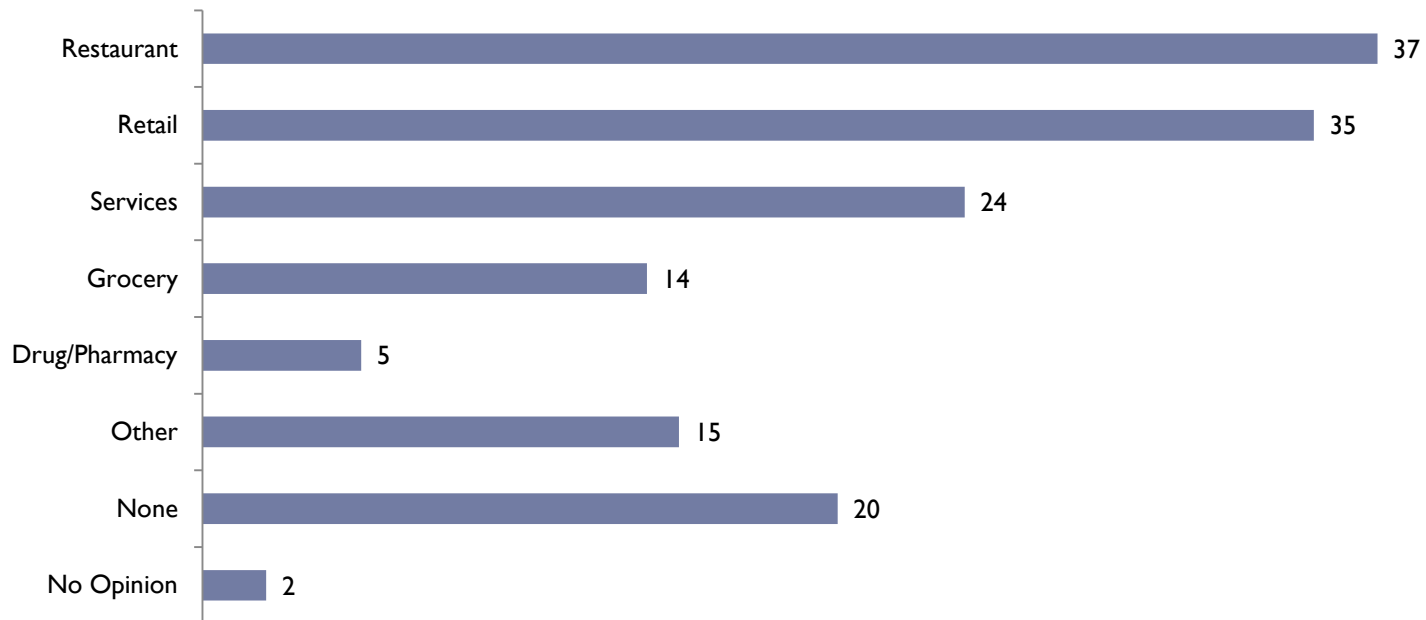
Other (Approx 50 respondents)



What Commercial Enterprises are Desired

(q24)

- ▶ Of 116 responses, approximately 152 different opinions were registered.. A variety of commercial enterprises were identified. These were tallied and classified into eight categories. The frequency is shown below.
- ▶ More restaurants, retail establishments and services were noted as enterprises needed both for tourists and residents.
- ▶ Grocery and Drugs and pharmacy are noted in a separate category.



Types of Commercial Enterprises Identified

(q24)

Restaurants

- Fast food
- Coffee Shops
- Oriental Restaurant
- Bakery
- Affordable Dining
- Deli's/sandwich shops

Services

- Sheriff Office Extension
- Auto Repair
- Community College Extension
- Boat Docks
- Car Wash/Dog Wash
- Charging Station /Electric Cars
- Dry Cleaners
- Fitness/Yoga
- Expanded Community Garden
- Movie Theater
- More hotels/motels
- More Medical/Geriatric
- Recycling

Retail

- Antique/Collectables
- Arts & Crafts
- Basic Needs Shopping
- Bike Shop
- Bi-Mart type store
- Book store
- Clothing Store
- Factory Outlet
- Farmers Market
- Florist
- Game Center
- Kite Shop
- Major Variety Box Store
- Pet Supplies
- Produce stands/markets
- Recreational Equipment
- Shopping Center
- Stationary/Office Supply
- Tourist shopping/sand candles etc
- Video Rental

Grocery

- Larger Grocery
- Farmers Market
- Produce Market
- Full Service grocery

Pharmacy/Drug Store

Other

- Apartments/Housing
- Golf Course
- Light Industrial Plant
- Guided Nature Events
- Performing Art Center
- Picnic Area
- Live Music
- Wine Tasting
- Community Garden
- Kids/Teen Activities



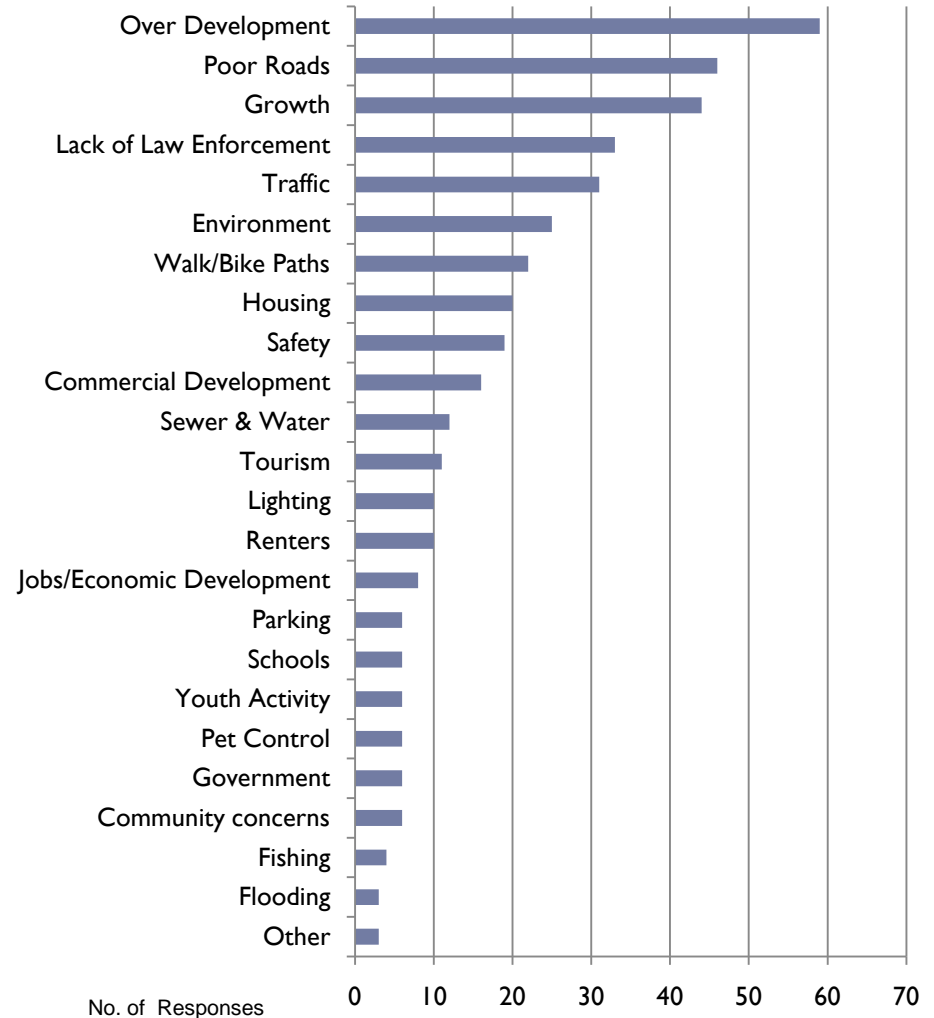
Concerns



Major Concerns in PC/Woods Community

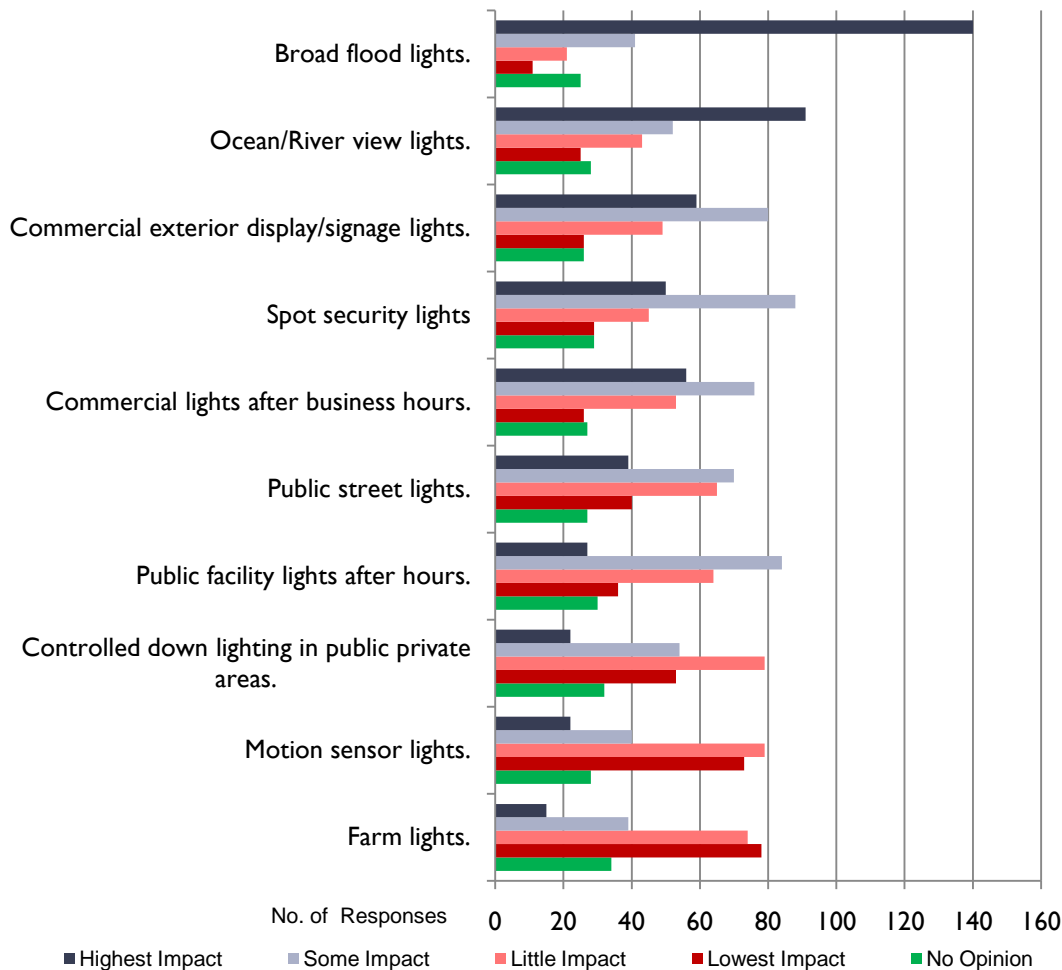
(q25)

- ▶ Top five concerns noted by respondents...
 - ▶ Over development
 - ▶ Poor roads
 - ▶ Growth rates
 - ▶ Lack of law enforcement
 - ▶ Congested roads & traffic
- ▶ Other concerns noted
 - ▶ Preserving beauty of environment and the natural resources of the area.
 - ▶ Walking & Bike Paths
 - ▶ Housing
 - ▶ Safety
- ▶ 171 respondents listed over 400 concerns. More comment detail for each of the categories noted to the right are shown in the Appendix, pages 51 to 54.



Exterior Lighting – Impact on Town Atmosphere.....

(q4-5)



- Lighting can have an adverse impact on the town atmosphere. The type of lighting that respondents felt had the most impact are:
 - Broad flood lights
 - Ocean/river view lights
 - Commercial Exterior lights
 - Spot security lights
 - Public street lights

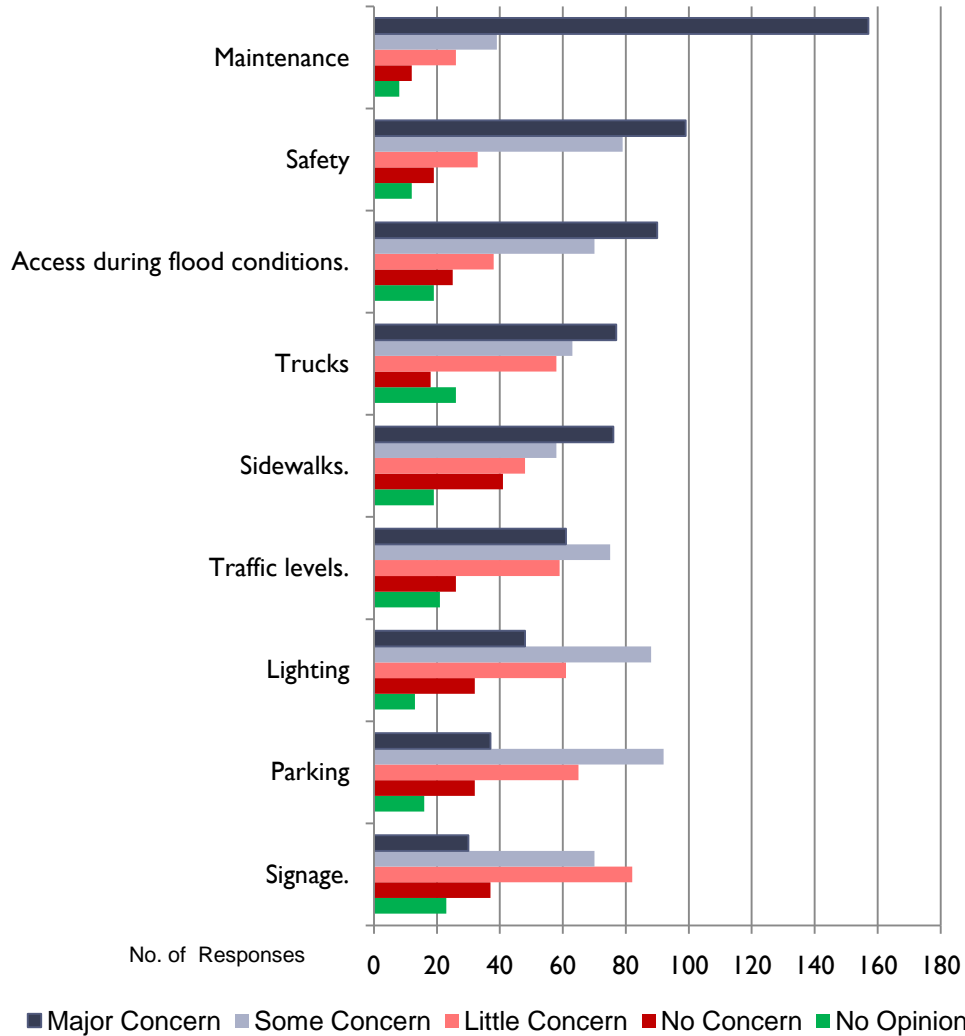
- Those with the least impact were down lighting, motion sensor and farm lights.

- 65% of participants indicated that they would favor shielding current street lights – provided there was no additional cost to them (q-5).



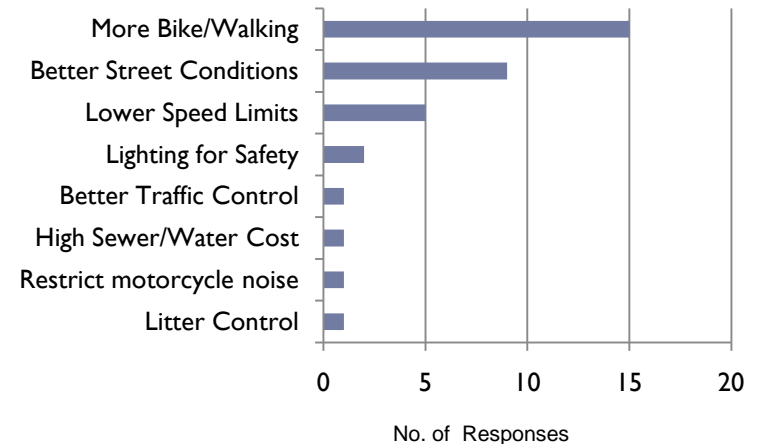
Streets/Roads in PC/Woods Growth Boundary

(q6)



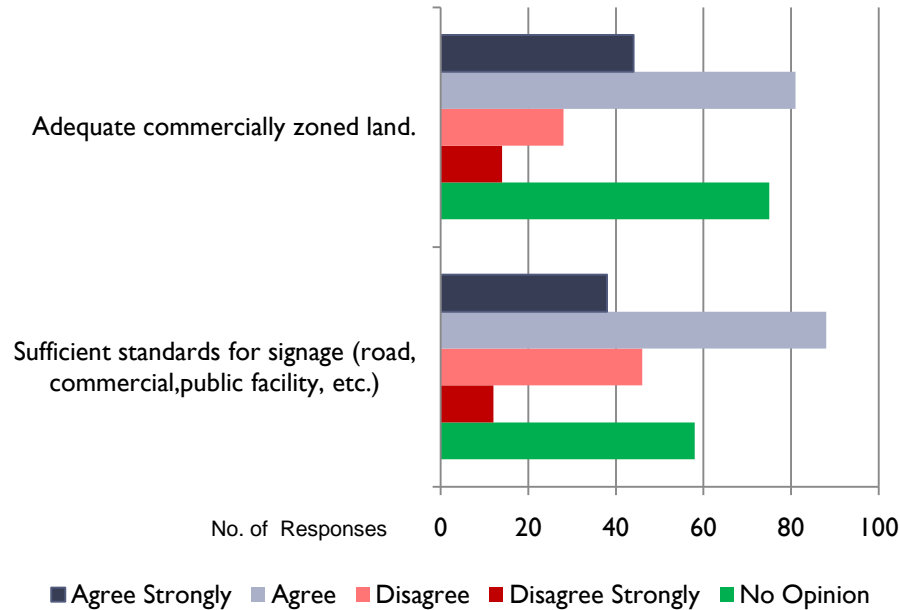
- ▶ Roads in general are a concern but maintenance is the primary issue
- ▶ Walking and Biking paths were mentioned frequently -15 out of 38 comments touched on this issue
- ▶ Street conditions were a concern specifically named were 3rd Street, Resort Drive, Fisher Road, Kiwanda and Shore Drive.

Comments on Roads



Commercially Zoned Land and Signage

(q7)

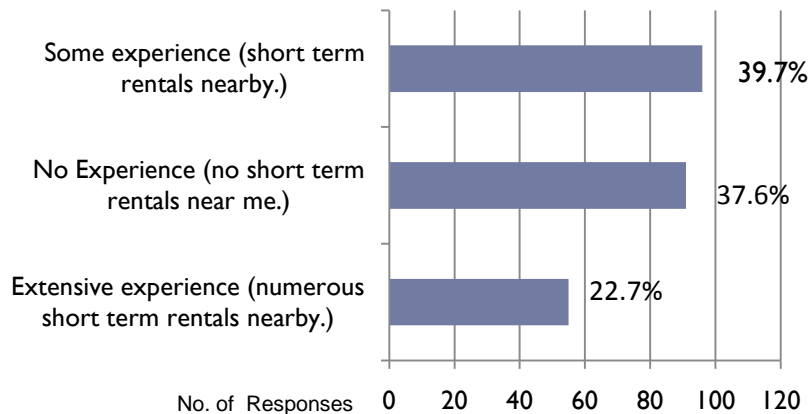


- ▶ Most agree there is adequate commercially zoned land and Sufficient standards for signage.
- ▶ There was a large percentage of folks who had no opinion of this issue

Short Term Rentals

(q9 and q11)

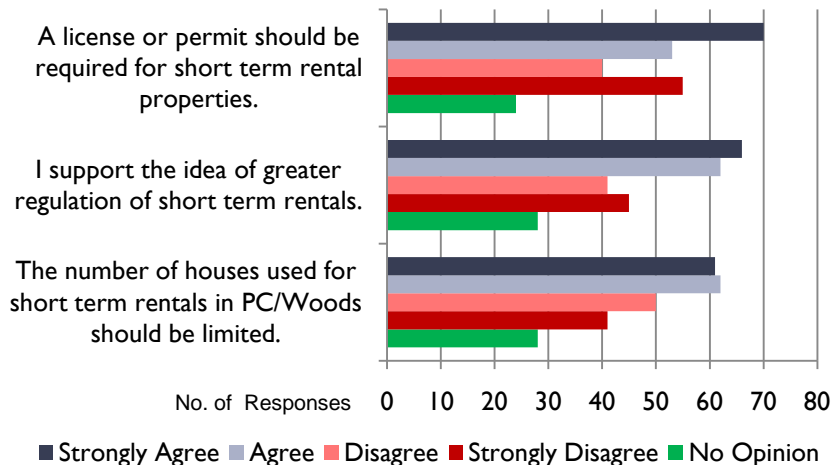
Personal Experience with ST Rentals



Personal Experience

- ▶ About 40% (96) of respondents have had some experience with short term rentals.
- ▶ 38% (91) respondents indicate they had no experience with short term rentals.
- ▶ 23% (55) indicate they had extensive experience with short term rentals.

Opinion on Regulating ST Rentals



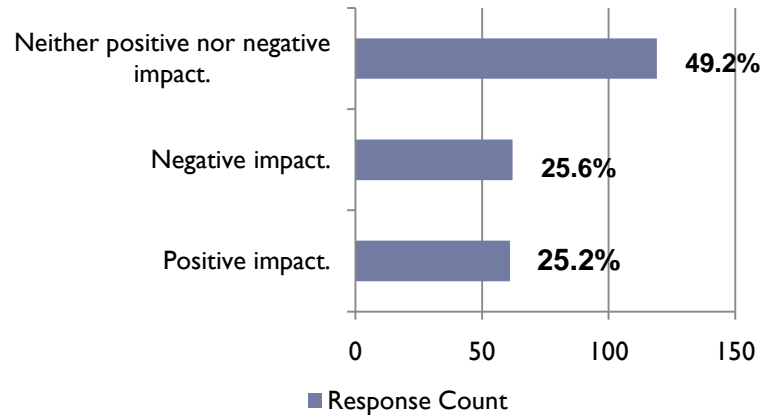
Regulation of ST Rentals

- ▶ Between 120-130 responses agree that some regulation was needed. (about 50%)
- ▶ Between 85-95 responses disagreed with regulation (about 40%)
- ▶ No opinion to the question ranged from 25 to 30 responses (about 10%)

Short Term Rentals Impact on Community

(q10)

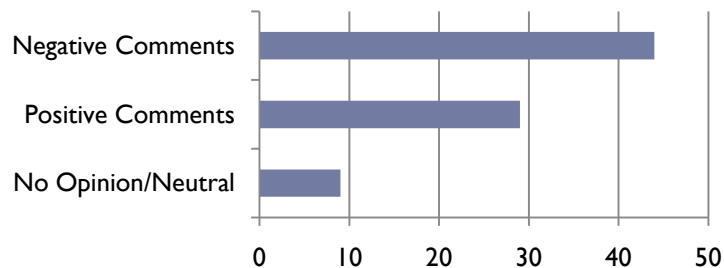
Assessment of ST Rentals on Community



Of 242 responses

- ▶ Majority indicated there was neither a positive or negative impact
- ▶ Positive vs Negative responses were split almost evenly
- ▶ Approximately 80 respondents wrote additional comments on the impact of rentals on Pacific City/Woods.
 - ▶ 54% (44) had negative things to say
 - ▶ 35% (29) made positive statements

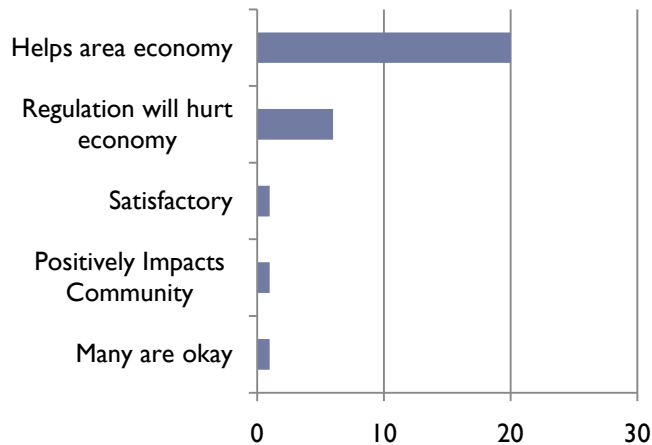
82 Comments (q10)



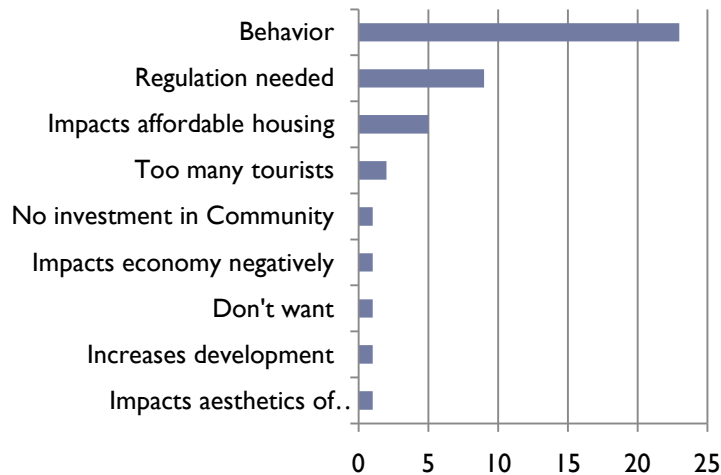
Short Term Rentals Impact Comments

(q10)

Comments Positive to ST Rentals



Comments Negative to ST Rentals



Of the 29 positive responses

- ▶ Many thought the short term rentals helped the local economy.
- ▶ A few thought that they were okay.

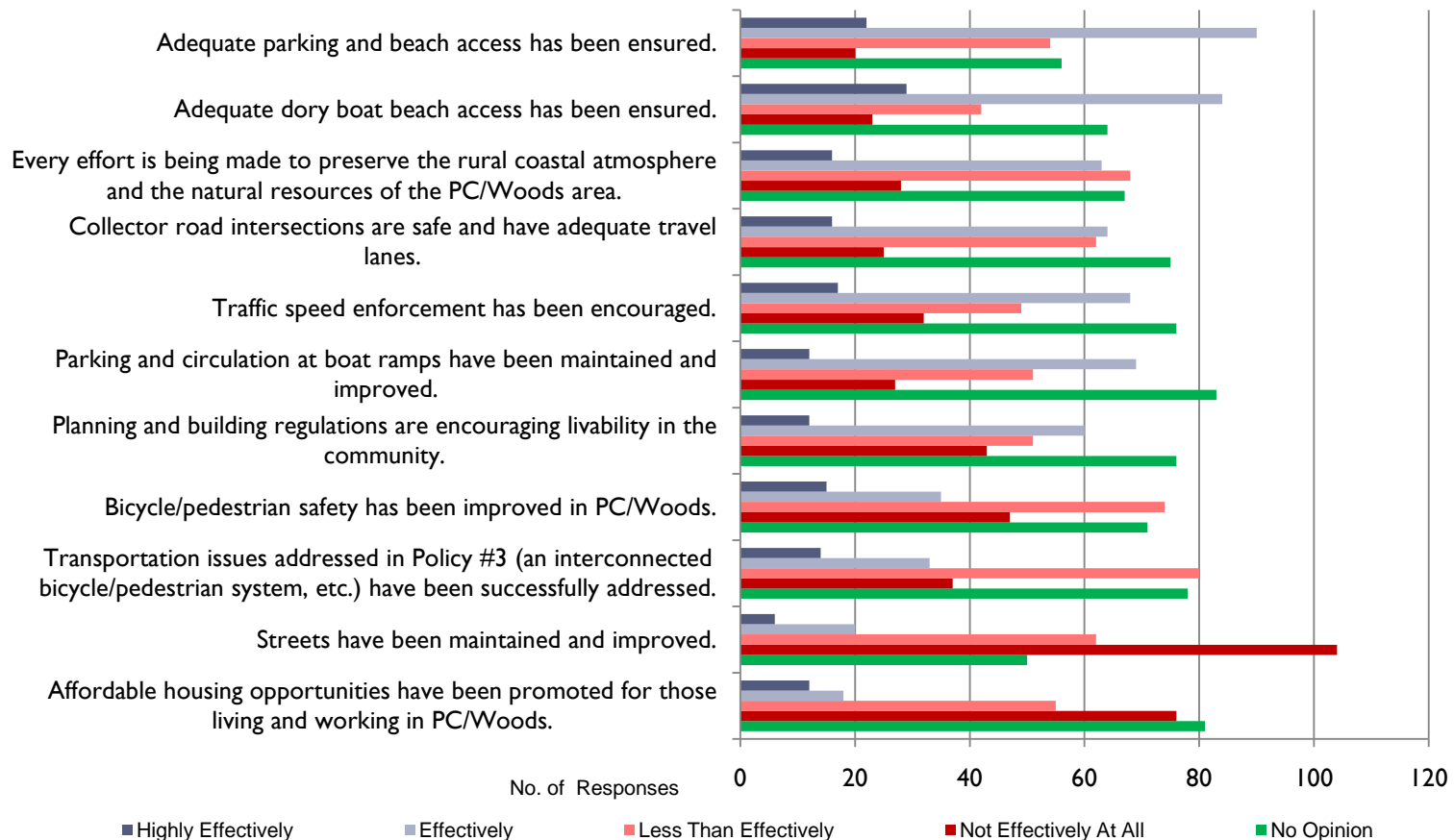
Of the 44 negative responses

- ▶ Most zeroed in on behavior of the renters. Which included
 - ▶ Noise
 - ▶ Garbage and Cleanliness
 - ▶ Trespass on others property
 - ▶ Too many vehicles and parking
- ▶ Some indicated that rental investments impacted affordable housing in area.

Effectiveness of Land Use Actions in Community

(q8)

- ▶ Parking, Beach and Dory Boat Beach access were effectively carried out.
- ▶ Large amount of no opinion would indicate that more education and communication with the community is needed.





Vision for Next 10-15 Years

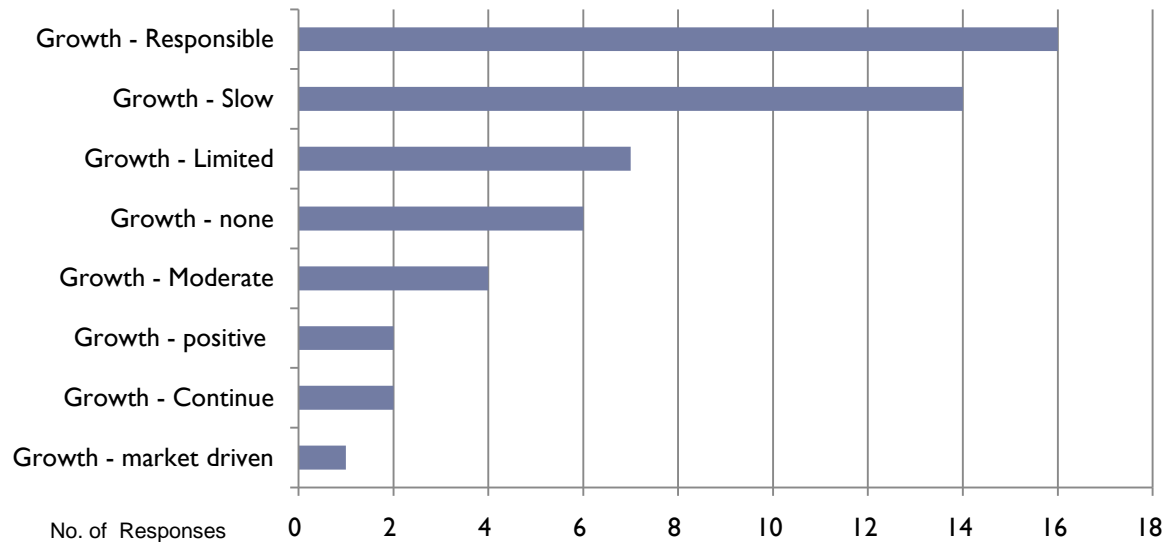


Vision for PC/Woods in the next 10-15 Years

(q26)

- ▶ Question 26 was an open-ended question allowing participants to voice their opinions of the vision for PC/Woods. 162 folks answered this question.
- ▶ Within the 162 answers, 308 opinions and ideas were stated. These were divided into 44 categories.
- ▶ Growth was the most mentioned concern. Of the 308 opinions registered, 52 or 17% involved growth .

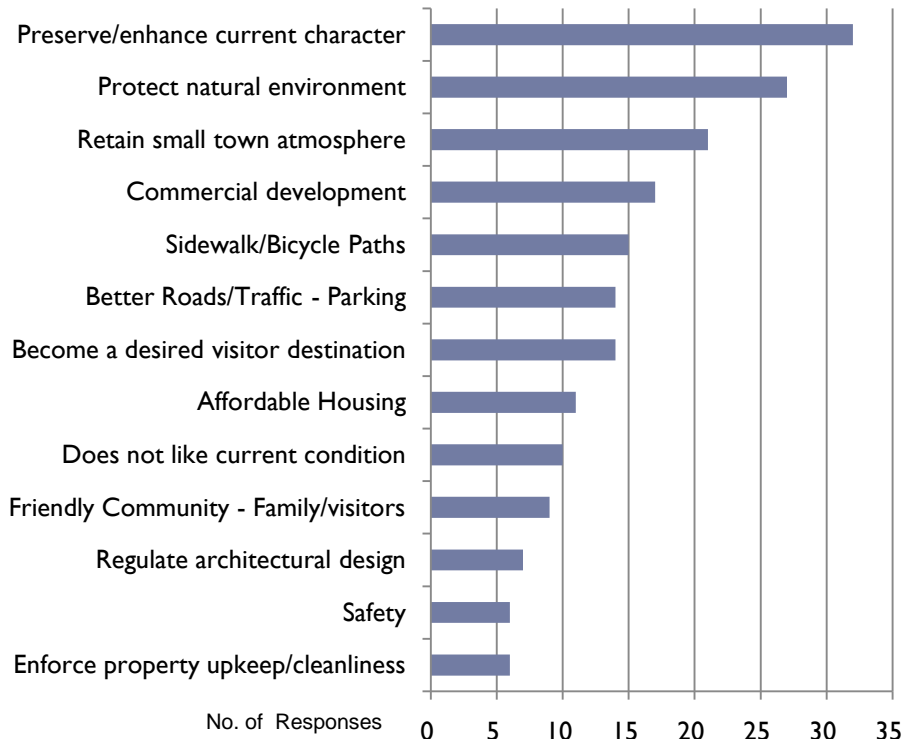
Growth Related Opinions (52 Responses)



Vision for PC/Woods in the next 10-15 Years-2

(q26)

Frequently expressed issues (6-32 responses)



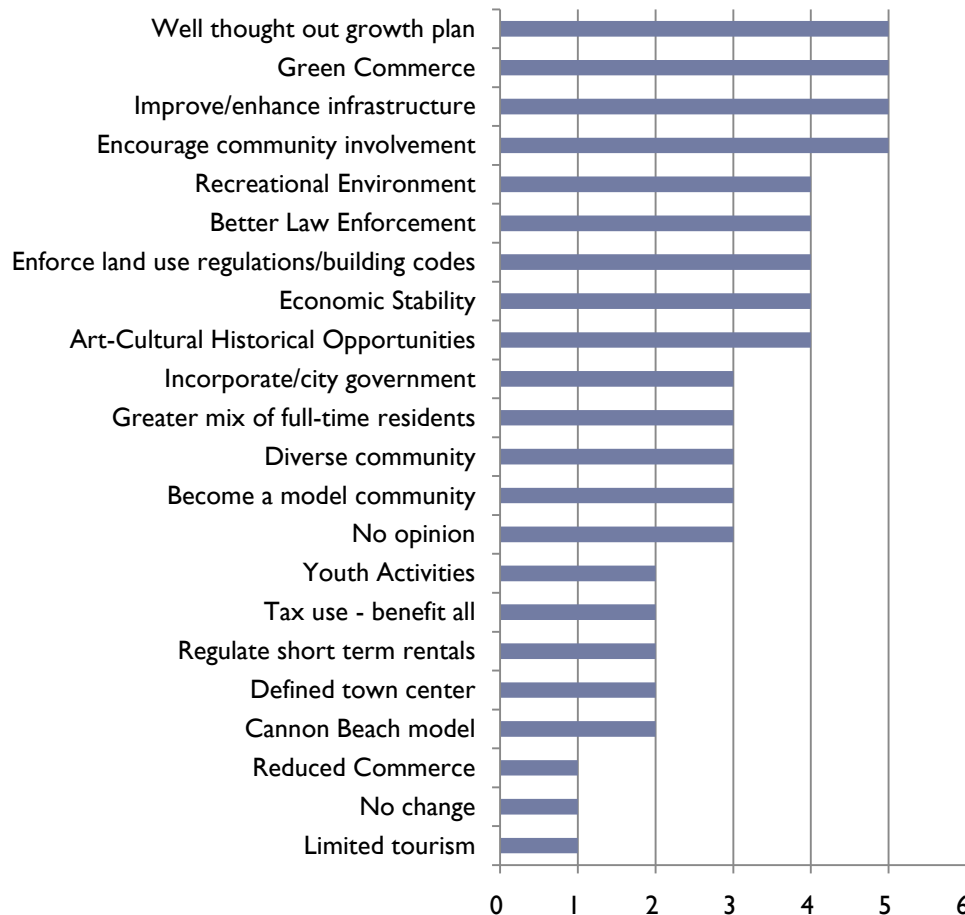
- ▶ Many participants expressed an interest in maintaining the current character of the community and/or retaining a small town atmosphere.
- ▶ The natural environment was mentioned often with the desire to protect the pristine area and to preserve our natural resources.
- ▶ Walking and bicycle paths were important along with better roads, improved traffic and adequate parking.
- ▶ Keeping the area as a destination where visitors want to frequent was also a concern



Vision for PC/Woods in the next 10-15 Years-3

(q26)

Less frequent 1-5 comments



- ▶ Some will accept growth provided there is a well thought out plan.
- ▶ Green Commerce – farmers markets, environmentally friendly businesses were desired.
- ▶ Improved infrastructure was an issue – i.e. good sewer & water, roads, traffic plan, lighting etc..
- ▶ Other items on the wish list included: economic stability, better law enforcement, youth activities, art, cultural and historical development





Appendix

Survey Questions

1. I like to live in Pacific City/Woods because it... I
2. In the future I would like to see Pacific City/Woods have...
3. Pacific City/Woods should...
4. Pacific City/Woods' Community Plan places a high value on preserving our small town atmosphere. There is currently no statement in the Plan about exterior lighting, its impact on neighboring properties, and how exterior lighting might be counterproductive to the small town atmosphere. Please rate the following types of lighting you see currently in the community as highest to least impact on the PC/Woods small town atmosphere.
5. At no additional cost to you, would you support the shielding of our street lights to prevent them from shining too brightly?
6. What, if any, concerns do you have about streets/roads within the PC/Woods community growth boundary?
7. Pacific City/Woods has...Signage/zoned land
8. The next set of questions is based on policies written into the existing Pacific City/Woods Community Plan. If you have not read that document it is available at the library in Pacific City or online at http://www.co.tillamook.or.us/gov/condev/docs/community/pcw_plan.pdf
How effectively do you think these policies are being carried out through land use actions in our community?

Survey Questions

9. Please characterize your personal experience with short term rentals (a rental for 30 days or less) in the PC/Woods community:
10. Please describe your assessment of the impact of short term rentals (rental for less than 30 days) on the PC/Woods community:
11. Please respond to the following comments regarding short term rentals (rentals for less than 30 days):
12. Do you use your PC/Woods house as a short term rental (a rental for 30 days or less)?
13. Are you a full time or part time resident of Pacific City/Woods?
14. Are you a property owner in Pacific City/Woods?
15. How long have you lived/owned property in Pacific City/Woods?
16. How many people live in your household, including yourself?
17. If you are not a full time resident of Pacific City/Woods, where is your primary residence (specify state, county or country)?
18. What Pacific City/Woods community events do you participate in? (Check any that apply.)
19. What other community events would you enjoy?
20. How often do you participate in the following community groups/organizations?
21. How often do you use the following public facilities in our area?

Survey Questions

22. How often do you or a member of your household use the following public transportation options?
23. What public facilities should be added in the PC/Woods and/or South Tillamook County area?
24. What commercial enterprises would you like to see added to the PC/Woods community?
25. What are the top three issues/concerns you have about the PC/Woods community?
26. What is your vision for the PC/Woods community in the next 10-15 years?

Highlights of Top Issues/Concerns in PC/Woods Community (q25)

▶ Development

- ▶ Overdevelopment, overbuilding. Zoning inconsistencies and restrictions, land use issues, density, history preservation, preserving environment, keep small town atmosphere, develop a more charming downtown.

▶ Roads/ Road Maintenance

- ▶ Primarily poor roads, maintenance needed from Cape Kiwanda Drive to PC Heights, Fisher Road.

▶ Growth

- ▶ Too much growth, slow growth down, over population, too many second homes, need better planning, growth boundaries

▶ Law Enforcement

- ▶ Lack of law enforcement, slow response time, need more security, curb crime (drugs, alcohol, speeding), enforce ordinances – driving on beach, fireworks, rowdies

Highlights of Top Issues/Concerns in PC/Woods Community -2 (q25)

▶ Traffic

- ▶ Speeding, through traffic, dangerous intersections, congestion, safety of roads by rivers and steep embankments, need for pedestrian crossings and stop lights, transportation from downtown PC to the Cape

▶ Environment

- ▶ Protect environment and natural resources, lack of parks, clean up residential areas, noise, recycling, trash on beach, erosion, overuse of area.

▶ Pedestrian/Bicycle Pathways

- ▶ Lack of sidewalks, walking paths. Concern for pedestrian and bicycle safety, Be more pedestrian and bike friendly.

▶ Low-cost Affordable Housing

- ▶ Need for low cost affordable housing for low income and service employees, long term rentals, apartments.

Highlights of Top Issues/Concerns in PC/Woods Community -3 (q25)

▶ Safety

- ▶ Reinstatement of search & rescue teams, separation of surfers & dory boat launch, driving on beach, fireworks, better running fire department

▶ Commercial Development

- ▶ More commercial enterprises needed, lack of larger grocery, more restaurants, too much art, keep business small and local, no “big box”.

▶ Sewer & Water

- ▶ High cost, water quality, run-off and dumping into Nestucca River, inadequate service.

▶ Low-cost Affordable Housing

- ▶ Need for low cost affordable housing for low income and service employees, long term rentals, apartments.

▶ Tourism

- ▶ Too much focus on tourist, dependent on tourism industry, help visitors respect community, too many people, too crowded.

Highlights of Top Issues/Concerns in PC/Woods Community -4 (q25)

▶ Lighting

- ▶ Better lighting on walk =ways, responsible, shielded lighting

▶ Rentals

- ▶ Disturb quality of life, more regulations

▶ Jobs

- ▶ Need family-wage jobs, increase economic activity, economic development.

▶ Parking

- ▶ Adequate parking at beach and at businesses.

▶ Schools

- ▶ Need better funding, stability, back to five-day weeks

▶ Pet Control

- ▶ Better animal control, dogs loose on beach, lack of owner clean-up

▶ Government

- ▶ Small tax base, over taxation, no trust in local officials, lack of credibility of CPAC by Tillamook county